

## Technical Information - Traffic Regulations - Service Partners

As of: October 2019



---

	Page
■ Schedule	3
■ Frequently Asked Questions	5
■ Construction Heights of the Exhibition Halls	10
■ Technical Guidelines	12
■ Technical Data of the Exhibition Halls	57
■ Parking and traffic regulations	72
■ Service Partners (Who's Who)	82
Messe Frankfurt (A - Z)	83
Hall Managers	96
Electricians	99
Rigging partners	101
Plumbers	102
Photo services	103
■ Guide to symbols used on the Messe Frankfurt exhibition grounds	105



# Schedule

light+building

## Stand set-up

**NEW: Please note the new rules for set-up and dismantling.**

	Advanced set-up					General set-up, free of charge				
Day	Thursday	Friday	Saturday	Sunday	Monday	Tuesday	Wednesday	Thursday	Friday	Saturday
Date	27.02.2020	28.02.2020	29.02.2020	01.03.2020	02.03.2020	03.03.2020	04.03.2020	05.03.2020	06.03.2020	07.03.2020
Time	7 am-midn. *1	24 hrs. *1	24 hrs. *1	24 hrs. *1	24 hrs. *1	24 hrs. *2	24 hrs. *2	24 hrs. *2	24 hrs. *2	midn.-3pm *2  3pm-midn. *3
Halls/leves										
1.1										
1.2										
2.0										
3.0										
3.1										
4.0										
4.1										
4.2										
6.0										
6.1										
6.2										
8.0										
9.0										
9.1										
9.2										
10.1										
10.2										
11.0										
11.1										
12.0										
12.1										
FOR 0										
GAL 0										
GAL 1										

not possible

possible

\*1 Provision of service facilities for the halls is restricted.

\*2 General set-up

\*3 Due to the carpet laying in the aisles, set-up can be continued inside the stands only. Please keep aisles free.

# Schedule

light+building

## Event days and stand dismantling

**NEW: Please note the new rules for set-up and dismantling.**

Event opening hours						Dismantling free of charge				Extended dismantling, free of charge	
Sunday	Monday	Tuesday	Wednesday	Thursday	Friday	Friday	Saturday	Sunday	Monday	Tuesday	Day
08.03.2020	09.03.2020	10.03.2020	11.03.2020	12.03.2020	13.03.2020	13.03.2020	14.03.2020	15.03.2020	16.03.2020	17.03.2020	Date
Exhibitors 8 am-7 pm	Exhibitors 8 am-7 pm	Exhibitors 8 am-7 pm	Exhibitors 8 am-7 pm	Exhibitors 8 am-7 pm	Exhibitors 8 am-5 pm	5 pm-10 pm *4	midn.-3 am *5	24 hrs.	24 hrs. *1	7 am-9 pm *1	Time
Visitors 9 am-6 pm	Visitors 9 am-6 pm	Visitors 9 am-6 pm	Visitors 9 am-6 pm	Visitors 9 am-6 pm	Visitors 9 am-5 pm	7.30 pm- midn. *5	3 am- 8 am *6 8 am- midn. *7				
Halls/levels											
											1.1
											1.2
											2.0
											3.0
											3.1
											4.0
											4.1
											4.2
											6.0
											6.1
											6.2
											8.0
											9.0
											9.1
											9.2
											10.1
											10.2
											11.0
											12.0
											12.1
											11.1
											FOR 0
											GAL 0
											GAL 1

not possible

possible

- \*4 Due to carpet removal in the aisles and delivery of empties by Logistic Service, dismantling can be continued inside the stands only.
- \*5 Entry for vehicles with a gross vehicle weight rating of up to 7.49 t.
- \*6 All vehicles (except cars) must have left the exhibition grounds.
- \*7 Entry for all dismantling vehicles starting at 8:00 a.m.

## Frequently Asked Questions / Construction heights of the exhibition halls

As of: July 2019



# Frequently Asked Questions

---

## Stand set-up

### How high can I build my stand?

The basic construction height is 2.50 m. The rear sides of stands adjacent to neighbouring stands must be kept smooth and be white in colour from a height of 2.50 m.

The upper edge of lighting / advertisement, or any other constructions may not exceed the maximum construction height given by Messe Frankfurt GmbH. Advertising must

be at least 1 metre away from the border to the neighbouring stand. The building heights are hall-specific and are given in the attached chart.

### What is the actual width of a row or corner stand?

For stands open on one or two sides, 6 cm must be deducted from the

confirmed stand width to obtain the clear inside dimensions.

### Does my stand have bounding walls?

Please check this on the stand sketch that you have received with your stand confirmation docu-

ments. Should you have any queries or require any changes, please contact the sales manager who is

responsible for your stand.

### How high is the exhibition hall? - What floor loads and lighting do the halls have?

For this information, please see the Technical Data (p. 57 ff.).

### Can I build a two-storey stand?

Two-storey stands may be set up in some halls (see hall heights), as long as this has not been prohibited by the organiser. In this case, plans, including structural calculations which are checkable or have been checked, must be submitted in duplicate to

Messe Frankfurt Venue GmbH  
Technical Event Management  
Trade Fairs  
Ludwig-Erhard-Anlage 1  
60327 Frankfurt am Main  
technics@messefrankfurt.com

for approval at least 6 weeks prior to the event. Should you require more detailed information, please refer to our General Terms and Conditions and Technical Guidelines.

### Are there any pillars (columns) in my stand area and what do they look like?

The hall pillars are marked on the attached hall plan as black rectangles or circles. The columns are clad in white chipboard up to a height of 3.0 m (with the exception of hall 4.0, where the cladding

extends to 7.00 m and halls 3 and 11.0 where the columns have no cladding). Nothing is to be attached to the cladding nor must it be damaged in any other way. The exact dimensions and positions of

the columns are shown on the attached stand sketch. The dimensions refer to the column cladding. A sketch can be obtained on request.

# Frequently Asked Questions

---

## Stand set-up

### May anything be suspended from the hall ceiling?

Suspensions may be installed in most halls in accordance with the conditions specified in the Shop for Exhibitor Services. The hall electrician is the only person authorised

to carry out the work. Please take advantage of our Shop for Exhibitor Services for placing your orders. Should you have any questions,

please contact:  
Suspensions team  
Telephone +49 69 75 75-68 99  
suspensions@messefrankfurt.com

---

## Service orders

### Where and how can stand constructors place service orders?

Please contact your contractual partner. In our online shop at [www.serviceshop.messefrankfurt.com](http://www.serviceshop.messefrankfurt.com) he can authorize you to place orders.

He can either set up a subaccount for you to order services in his name and on his behalf or he can request a separate account to be

set up for you so that you can place orders at your own expense.

### How can I arrange an electricity supply?

Electricity outlets can be routed to any desired point on your stand either via cable from the hall ceiling or supply lines in the hall

floors. Here too, please make use of our Shop for Exhibitor Services for this as well. Should you have any questions, please contact:

Electricity team  
Telephone +49 69 7575-66 70  
electricity@messefrankfurt.com

### How can I arrange a water or compressed air supply?

You can see from your stand sketch whether your stand has a water or compressed air supply. Please make use of our Shop for

Exhibitor Services for this as well. Should you have any questions, please contact:

Water team  
Telephone +49 69 75 75-66 78  
water@messefrankfurt.com  
compressedair@messefrankfurt.com

### Can I photograph my exhibition stand?

In the "Stand service" category, you can print out the "photographer permit" for your stand. Only

with this are you permitted to photograph your stand.

---

## Organisation

### From what time and for how long can I set up and dismantle the stand?

The exact times for your hall level are given in the schedule on pages 3 and 4.

On the last set-up day, carpet laying will begin at 3 p.m. From this time onwards, aisles must be kept

free and unobstructed.

# Frequently Asked Questions

---

## Organisation

### Where can I apply for advance setup and/or extended dismantling?

If you require advance setup and/or extended dismantling, you can apply for this at [www.serviceshop.messefrankfurt.com](http://www.serviceshop.messefrankfurt.com).

Please also note that:

- Advance set-up is not possible for stands up to 50 m<sup>2</sup> in size
- Advance set-up is subject to a fee for stands between 51 m<sup>2</sup> and 150 m<sup>2</sup> in size: €250.00 per day
- Advance set-up is free of charge for stands of 151 m<sup>2</sup> or more

Extended dismantling is free of charge.

If you have any questions, please contact our Light + Building team:

Phone: +49 69 75 75-30 07  
Fax: +49 69 75 75-67 50  
[aufbau.light-building@messefrankfurt.com](mailto:aufbau.light-building@messefrankfurt.com)

### What kind of carpet is laid in the hall aisles?

For the duration of the event coloured carpeting will be laid in all aisles.

---

## Logistics

### How can I obtain freight forwarding services at the exhibition grounds?

The Messe Frankfurt Logistics Service is your point of contact for freight forwarding services within the exhibition grounds. The provision of forklifts, cranes and other technical equipment, dealing with

your freight/goods and empty packaging, as well as the receipt, warehousing and delivery of your freight/goods to your stand at the appointed time are services which you can order from:

Logistics Service Team  
Telephone +49 69 75 75-60 75  
[logistics@messefrankfurt.com](mailto:logistics@messefrankfurt.com)  
Mr Bernd Gerdes and Ms Karin Rack.

### Am I allowed to use electric pallet trucks?

Electric pallet trucks may be used for transporting goods at ground level both within and outside of the exhibition halls.

For safety reasons, electric pallet trucks MUST NOT be used for loading or unloading. Forklifts are available on a fee basis from the

Messe Frankfurt Logistics Service for this purpose.

### What do we have to consider when delivering materials?

For this information, please see Traffic regulations, page 72 ff.



# Frequently Asked Questions

light+building

---

## Contacts in the exhibition halls

### Where can I find the hall manager?

The offices of the hall managers for each hall are indicated on the relevant pictograms (see page 105). The hall manager and his

representatives should be the first point of contact for all problems on-site. Our hall managers can be contacted by house phone dialling

31 XX (Hall number: e.g. Hall 3 = 3103 or Hall 10 = 3110).

### Where do I find the hall electrician?

Our hall electricians are usually located on the peripheries of the hall (apart from Hall 4, where they are located centrally). Their offices are

also identified by symbols. If you are unable to find the electrician responsible for your area, please contact the hall manager who will

be happy to point you in the right direction or arrange for you to make contact.

# Construction heights

## Construction heights of the exhibition halls 1 - 6, CMF, Forum

Hall	Stand size up to 30 m <sup>2</sup>	Stand size 30 m <sup>2</sup> or larger
CMF Harmonie	4.00 m	4.50 m; by agreement
Forum 0	4.00 m	6.00 m
Forum 1	4.00 m	6.00 m
1.1	4.00 m	4.00 m
1.2	4.00 m	6.50 m
2.0	4.00 m	8.00 m
Gallery	4.00 m	4.00 m
3.0	4.00 m	8.00 m
Northern bordering area	4.00 m	6.50 m
3.1	4.00 m	8.00 m
Western bordering area	4.00 m	5.40 m
Southern bordering area	4.00 m	5.00 m
Eastern bordering area	4.00 m	6.00 m
4.0	4.00 m	7.00 m
Northern/Southern bordering area + Gate's	4.00 m	by agreement
4.1	4.00 m	4.00 m
4.2	4.00 m	4.00 m
5.0	4.00 m	6.00 m
Northern bordering area	4.00 m	4.00 m
Hall pillars	4.00 m	by agreement
Northern/Southern bordering area	4.00 m	5.00 m
5.1	4.00 m	5.00 m
Niches south	4.00 m	4.50 m
5.1 / 6.1	4.00 m	4.00 m
6.0	4.00 m	6.00 m
Niches north/south	3.50 m	4.00 m
Hall pillars	4.00 m	by agreement
6.1	4.00 m	4.00 m
6.2	4.00 m	4.00 m
6.3	4.00 m	4.00 m

The specified construction height limits are only applicable for Messe Frankfurt's own events (please note the special construction height limits). The construction height limits in force for guest events (e.g. IAA, Achema, Frankfurt Book Fair etc.) must be ob-

tained from the organisers. All heights must be checked on location. Messe Frankfurt is not responsible for the accuracy of the information. There may be structural constraints in certain halls. The basic construction height is 2.50 m. Above this

height, it is necessary to ensure that the rear sides of walls facing neighbouring stands are smooth and generally of a neutral colour (e.g. white or light grey).

As of February 2018,  
Messe Frankfurt Venue GmbH & Co. KG  
Technical Event Management

# Construction heights

## Construction heights of the exhibition halls 8 - 12

Hall	Stand size up to 30 m <sup>2</sup>	Stand size 30 m <sup>2</sup> or larger
8.0	4.00 m	8.00 m
Western bordering area	3.50 m	by agreement
9.0	4.00 m	7.50 m
9.1	4.00 m	4.00 m
9.2	4.00 m	4.00 m
9.3	4.00 m	4.00 m
Galleria 0	3.40 m	4.00 m; by agreement
Galleria 1	3.50 m	5.00 m
10.0	3.00 m	3.00 m
10.1	3.00 m	3.00 m
Niches north/south	2.50 m	2.50 m
10.2	3.50 m	3.50 m
Niches north/south	3.00 m	3.00 m
10.3	3.50 m	3.50 m
Niches north/south	3.00 m	3.00 m
10.4	3.50 m	3.50 m
Niches north/south	3.00 m	3.00 m
11.0	4.00 m	8.00 m
11.1	4.00 m	8.00 m
12.0	4.00 m	8.00 m
12.1	4.00 m	8.00 m

The specified construction height limits are only applicable for Messe Frankfurt's own events (please note the special construction height limits). The construction height limits in force for guest events (e.g. IAA, Achema, Frankfurt Book Fair etc.) must be ob-

tained from the organisers. All heights must be checked on location. Messe Frankfurt is not responsible for the accuracy of the information. There may be structural constraints in certain halls. The basic construction height is 2.50 m. Above this

height, it is necessary to ensure that the rear sides of walls facing neighbouring stands are smooth and generally of a neutral colour (e.g. white or light grey).

As of February 2018,  
Messe Frankfurt Venue GmbH & Co. KG  
Technical Event Management

## Technical Guidelines

As of: 1 January 2020



## Contents

→ The items that have been marked contain new changes.

	Page		Page		Page
<b>1. Preliminary remarks</b>	<b>15</b>	Emergency escape route signage	29	4.9.1 Requests for approval	40
→ 1.1 House Rules	16	Wall hydrants	29	4.9.2 Restrictions applying to stand superstructures, safety clearances and the heights of stand interiors	40
1.2 Opening hours	17	Fire extinguishers	29	4.9.3 Live loads/design loads	40
1.2.1 Set-up and dismantling periods	17	Fire alarm system	29	4.9.4 Escape routes / stairways	41
1.2.2 Opening hours during trade fairs/exhibitions	17	Acoustic/visual alarm	29	4.9.5 Building materials	41
<b>2. Traffic on the exhibition grounds, rescue routes, safety equipment</b>	<b>18</b>	Smoke removal	30	4.9.6 Top floors	41
→ 2.1 Traffic regulations, parking permits	18	→ 4.4.1.1 Construction and decorative materials	30	<b>5. Operational safety, technical safety provisions, technical regulations and utilities</b>	<b>42</b>
2.2 Rescue routes	18	→ 4.4.1.2 Exhibiting motor vehicles at stands	30	5.1 General regulations	42
2.2.1 Fire department manoeuvring areas, fire hydrants	18	4.4.1.3 Explosive materials	31	5.1.1 Damage	42
2.2.2 Emergency exits, emergency escape hatches, exhibition hall aisles	18	4.4.1.4 Pyrotechnics	31	5.1.2 Coordinating work on the exhibition grounds	
2.3 Safety equipment	19	4.4.1.5 Balloons	31	5.2 Employment of tools and other equipment	42
2.4 Stand numbering	19	→ 4.4.1.6 Flying objects		5.3 Electrical installations	42
2.5 Guard services	19	→ 4.4.1.7 Fog machines, hazers, Sparkulars and laser systems	31	5.3.1 Electrical outlets	42
2.6 Evacuation in an emergency	20	4.4.1.8 Ash containers, ashtrays	32	5.3.2 Electrical installations on stands	42
<b>3. Technical data on, and equipment of, the exhibition halls and outdoor exhibition areas</b>	<b>21</b>	4.4.1.9 Containers for trash, recyclable materials and residual waste	32	5.3.3 Installation and operating regulations	43
3.1 Hall data	21	4.4.1.10 Spray guns, nitrocellulose lacquers, cleaning agents, solvents	32	5.3.4 Safety precautions	43
3.1.1 General lighting, types of electrical supplies, supply voltages	21	4.4.1.11 Work that poses a fire hazard		5.3.5 Emergency lighting	43
3.1.2 Compressed air, electrical and water supplies	21	4.4.1.12 Empty packaging / storage of materials	32	5.3.6 Equipotential bonding (stand earthing) for metal constructions	43
3.1.3 Communications facilities	21	4.4.1.13 Fire extinguishers	33	5.4 Water and drain installations	43
3.1.4 Sprinkler systems	21	4.4.1.14 Water features/pools	33	5.5 Compressed air/gas installation	44
3.1.5 Heating, ventilation and air-conditioning	21	4.4.2 Stand ceilings	33	5.5.1 Compressed air installations	44
3.1.6 Outages	21	→ 4.4.3 Glass and acrylic glass	33	5.5.2 Gas installations	44
3.1.7 Stand air-conditioning	22	4.4.4 "Trapped rooms" / occupied rooms	33	5.6 Machinery, pressure vessels, exhaust systems	44
3.2 Outdoor exhibition areas	22	4.5 Exits, escape routes, doors	33	5.6.1 Noise generated by machinery	44
3.3 Designation of clear gate heights	22	4.5.1 Exits, escape routes	34	5.6.2 Product safety	44
<b>4. Stand construction regulations</b>	<b>23</b>	→ 4.5.2 Doors	34	5.6.2.1 Safety equipment	45
→ 4.1 Stand safety	23	4.6 Platforms, ladders, stairs, landings	34	5.6.2.2 Inspection procedures	45
→ 4.2 Stand construction permits, project approval	23	4.7 Stand design	35	5.6.2.3 Prohibition of operation	45
→ 4.2.1 Inspection and approval of structures requiring a permits	23	4.7.1 Stand appearance	35	5.6.3 Pressure vessels	45
4.2.2 Vehicles and containers	24	4.7.2 Verification of rented areas	35	5.6.3.1 Certificates of approval	45
4.2.3 Alterations to stand structures not in compliance with regulations	24	4.7.3 Interventions in the structures and equipment of buildings	35	5.6.3.2 Testing	46
4.2.4 Limits of liability	24	4.7.4 Exhibition hall floors	35	5.6.3.3 Rental equipment	46
→ 4.3 Construction heights	24	4.7.5 Suspension points/installation of trusses/fasteners	36	5.6.3.4 Inspections by regulatory agencies	46
4.4 Fire protection and safety regulations	25	4.7.5.1 Electric chain hoists	36	5.6.4 Exhaust gases and vapours	46
4.4.1 Fire protection regulations	25	4.7.5.2 Manual chain hoists	36	5.6.5 Exhaust systems	46
→ 4.4.1 General remarks / Area data	28	4.7.5.3 Fasteners	37	5.7 Employment of compressed gases, liquefied gases and combustible liquids	46
→ 4.4.1 Closed ceilings	28	4.7.6 Stand bounding walls	37	5.7.1 Compressed gas and liquefied gas systems	46
Stand construction materials, stairs	29	4.7.7 Advertising media/presentations	37	5.7.1.1 Application for Approval of compressed gas bottles	46
Emergency escape routes	29	4.7.8 Barrier-free construction	38	5.7.1.2 Employment of liquefied gases	47
		4.7.9 Foundations, pits	38	5.7.1.3 Installation and maintenance of liquefied gas systems	47
		4.8 Outdoor areas	38	5.7.2 Combustible liquids	47
		→ 4.8.1 Stand construction permits/stand-structures requiring approval	38	5.7.2.1 Operation requirements	47
		4.8.2 Ground anchors/excavations	39	5.7.2.2 Filling systems with combustible liquids	47
		4.8.3 Weather-related loads	39		
		4.8.3.1 Wind loads	39		
		4.8.4 Severe weather warnings	39		
		4.9 Two-storey structures	40		



## Contents

→ The items that have been marked contain new changes.

	Page		Page		Page
5.7.2.3 Empty containers	47		compatibility and harmonics		50
5.7.3 Combustible pastes and other fuels	47	5.12	Cranes, forklifts, and empty packings	6.2.1	Oil/grease traps
5.8 Asbestos and other hazardous materials	48	→ 5.13	Musical reproduction	6.2.2	Stand cleaning/cleaning agents
5.9 Movie and TV screenings, slide shows and other presentations, stages	48	5.14	Beverage dispensing systems	6.3	Environmental pollution
5.10 Radiation protection	48	5.15	Food inspections	6.3.1	Packaging materials
5.10.1 Radioactive materials	48	5.16	Vehicle and driving demonstrations	6.3.2	Kitchen waste
5.10.2 X-ray systems and sources of broadcast interference	49			6.3.3	Manufacturing wastes
5.10.3 Laser systems	49	<b>6. Environmental protection</b>	<b>53</b>	6.3.4	Stand components
5.10.4 LED	49	6.1	Waste	<b>7. General information</b>	<b>56</b>
5.11 High-frequency equipment, radio systems, electromagnetic		6.1.1	Waste disposal	7.1	Limitation of liability
		6.1.2	Hazardous waste		
		6.1.3	Waste brought onto the exhibition grounds		
		6.2	Water, waste water, soil		

## 1. Preliminary remarks

Messe Frankfurt has issued guidelines for trade fairs and other events in order that all exhibitors/ event organisers will have optimum opportunities to present their exhibits and attract attendees and interested parties to visit their stands.

These guidelines are binding upon all exhibitors and event organisers. They also incorporate safety regulations that are intended to provide high degrees of safety in relation to technical and stand equipment in the interest of protecting our exhibitors and visitors. The building provisions, fire protection regulations and other safety regulations involved have been coordinated with the responsible agencies of the City of Frankfurt am Main.

Messe Frankfurt reserves the right to verify compliance with these regulations. Furthermore, the applicable legal regulations, as amended from time to time, shall be observed at all times.

Insofar as the term "stand construction" is used in its conventional sense in the Technical Guide-

lines, it does not refer to a physical structure in the sense of the German Federal Building Code (BauGB). In legal terms, trade fair stand constructions are considered to be "facilities" in the venue.

In the interest of all participants, Messe Frankfurt can prohibit the holding of an event and/or the opening of an exhibition stand if defects previously found have not been remedied by the start of the fair.

Messe Frankfurt retains the right to issue further safety regulations and stand construction standards at any time. Messe Frankfurt also reserves the right to permit exceptions to these regulations in individual cases.

The documents required to order services will be sent in due time before the event.

These Technical Guidelines must be forwarded to all of the exhibitor's contracting partners.

Further information on details of preparation and staging of the event will be sent to exhibitors if applicable.

The trade fair companies

- Deutsche Messe AG Hannover
- Leipziger Messe GmbH
- Messe Berlin GmbH
- Messe Düsseldorf GmbH
- Messe Frankfurt Venue GmbH
- Messe München GmbH
- Kölnmesse GmbH
- NürnbergMesse GmbH

have compiled these Technical Guidelines with a uniform classification system.

Building codes are issued by the governments of the respective German states.

The respective event regulations may therefore differ from exhibition site to exhibition site due to differing local building codes and differing construction conditions at the various exhibition sites.

Messe Frankfurt also reserves the right to modify these Technical Guidelines and other regulations at any time.

The German version alone shall be binding.

## 1.1 House Rules

These Site Rules and Regulations apply throughout the premises of Messe Frankfurt Venue GmbH (hereinafter referred to as “Messe Frankfurt”), including all buildings, the Rebstock multi-storey car park, Kap Europa convention centre and all outdoor areas in the Rebstock area that are used by Messe Frankfurt (hereinafter referred to as the “exhibition grounds”).

Messe Frankfurt and the event organiser each have the right to enforce the Site Rules and Regulations. Any additional agreements reached with exhibitors, service partners etc. remain unaffected.

1. Entrance to the exhibition grounds on foot or in vehicles is only permitted with proper and valid authorisation (employee IDs, service partner IDs, event-specific admission tickets, set-up and dismantling passes) at predefined times and in the predefined areas of the exhibition buildings and grounds. Messe Frankfurt reserves the right to conduct spot checks of individuals to ensure that they are authorised to be on the exhibition grounds, regardless of whether they are suspected of wrongdoing.
2. The provisions of the German Road Traffic Regulations (StVO) are applicable for everyone on the exhibition grounds. All signs regulating vehicular and pedestrian traffic on the exhibition grounds

must be observed. Vehicles are subject to a 30 km/h speed limit. E-scooters, e-boards and other similar vehicles may not be used in buildings or in outdoor event areas during events.

3. Messe Frankfurt shall be entitled to search the boots and cargo areas of vehicles and bags or personal items of individuals at any time regardless of whether or not there is any suspicion of wrongdoing. Should anyone refuse permission, Messe Frankfurt reserves the right to expel them from the exhibition grounds.
4. Messe Frankfurt has the right to issue restrictions on the admission of visitors and to prohibit the transport of animals or items onto the exhibition grounds; it may either issue general provisions or make such restrictions dependent on the satisfaction of specific requirements in individual cases. Children and young people under the age of 14 may only enter the exhibition grounds in the company of an official guardian or suitable chaperone.
5. Messe Frankfurt accepts no liability whatsoever for any personal injury, property damage or financial loss that might occur at the exhibition grounds.
6. Unless Messe Frankfurt has given express permission, it does not allow advertising of any kind, neither does it permit

the offer of goods or services of any kind, the acceptance of orders or the conducting of surveys, if such activities take place outside exhibition stands.

7. No commercial activities are permitted on the exhibition grounds unless they are being conducted on behalf of Messe Frankfurt or an organiser, exhibitor, lessee, service provider or other contracting party that has entered into an agreement with Messe Frankfurt. Messe Frankfurt reserves the right to permit or prohibit the activities of third parties acting on behalf of contracting parties and to specify the type, scope and conditions of their activities.
8. Over-the-counter sales, cash sales, or the acceptance and removal of exhibited goods during trade fairs and exhibitions is prohibited. If goods are given away free as samples, the exhibitor must provide the third party with a corresponding declaration of transfer (receipt). Third parties must demand a receipt from the exhibitor and must produce this on request. Should any such third party be found without a receipt, Messe Frankfurt reserves the right to impound the goods without compensation and expel the third party from the exhibition grounds.
9. Devices that can be used to produce photos or film are prohibited throughout the



## 1.1 House Rules

exhibition grounds. Filming, taking pictures and making sketches of exhibited goods on the exhibition grounds and in the exhibition halls is only permissible in exceptional cases with the written consent of Messe Frankfurt. If there is reasonable suspicion, Messe Frankfurt is entitled to confiscate any sketches, photographs or other film materials that have been made and have these destroyed without providing compensation. This also applies if other film or photographic material will be de-

stroyed as a result.

10. It should be noted that the exhibition grounds are under video surveillance for security reasons.
11. Instructions given by Messe Frankfurt security staff and stewards must be followed at all times.
12. In the event that the Site Rules and Regulations are violated, access documentation is misused or forged, or there is other disruptive behaviour, Messe Frankfurt reserves the right to expel those responsible from the exhibition buildings and

grounds and to issue a temporary or permanent ban on their return, as well as to confiscate their access documents without compensation, and to have any vehicles removed from the premises at the expense and risk of the owner or operator.

13. A limited road and walkway clearance service is provided during the winter months. This applies for both the restricted and the publicly accessible areas of the Messe Frankfurt exhibition grounds.

As at: October 2019

## 1.2 Opening hours

### 1.2.1 Set-up and dismantling periods

In general, stand building and deliveries of exhibited goods may commence five (5) calendar days prior to the opening of the event involved.

During the general set-up and dismantling periods, work in the exhibition halls and on the outdoor exhibition areas may proceed around the clock, that is, 24 hours per day (normally no work may be performed after 3 p.m. on the final days of set-up periods, however), unless other hours and a schedule of working hours have been announced for a particular event. In general, dismantling of stand equipment and furnishings, including exhibitors' own stand struc-

tures and structures built into stands, shall have been concluded and the exhibition hall vacated no later than the second calendar day following the close of the event involved. The exhibitor and any stand construction companies they work with should report to the service office responsible for the hall both at the start of stand set-up and at the end of dismantling. Stand areas shall be swept and returned in a clean condition. In special cases, Messe Frankfurt Venue GmbH's Technical Project Management may grant extensions of set-up and/or dismantling periods. Exhibition halls are neither heated nor air-conditioned prior to the official commencement of set-up periods or following the official termination

of dismantling periods.

In the interest of general safety, all exhibition halls and the exhibition grounds shall remain closed outside official set-up and dismantling periods and event opening hours.

### 1.2.2 Opening hours during trade fairs/exhibitions

Exhibition halls shall be opened one hour prior to the official opening of the trade fair and shall be closed one hour after it closes, on every day the event involved is officially open.

Exhibitors who, in special cases, have valid grounds for working on their stands outside said opening hours shall require special written permits issued by Messe Frankfurt.

---

## 2. Traffic on the exhibition grounds, rescue routes, safety equipment

---

### 2.1 Traffic regulations, parking permits

All rules directing and regulating traffic, such as those described in the Traffic regulations, and all instructions given by the personnel deployed by Messe Frankfurt for this purpose, shall be observed at all times.

The exhibition grounds are the private property of Messe Frankfurt. The provisions of the StVO (German road traffic regulations) apply throughout the exhibition grounds and on/in Messe Frankfurt's parking facilities. The speed limit on the exhibition grounds is 30 km/h. If called for by traffic conditions, vehicles must not exceed walking

speed. Engines must be turned off during loading/unloading. Before entering/exiting exhibition halls, drivers must come to a full stop and ensure that gates offer sufficient overhead clearance. Parking vehicles in the exhibition halls is prohibited. Caravans/campers may not be used on the exhibition grounds.

Illegally parked vehicles, trailers, containers, and goods of any kind may be removed by authorised towing companies working under contract to Messe Frankfurt at their owners' or operators' expense and risk.

Driving any type of vehicle on the exhibition grounds requires a permit from Messe Frankfurt, is at drivers' own risk, and is prohibited at all times during events.

There is a limited number of car parking spaces available for exhibitors on the exhibition grounds. In accordance with the number of spaces available, parking permits can only be ordered for the entire duration of the event using the corresponding form (please also see the Transport Guidelines).

---

### 2.2 Rescue routes

#### 2.2.1 Fire department manoeuvring areas, fire hydrants

The necessary fire-department entry routes and manoeuvring areas designated by "no-parking" signs must be kept clear at all times. Vehicles or objects parked/deposited in rescue routes or on safety areas shall be removed at their owners' expense and risk.

Fire hydrants in the exhibition halls and on outdoor exhibition areas shall not be obstructed or rendered unrecognisable or inaccessible.

#### 2.2.2 Emergency exits, emergency escape hatches, exhibition hall aisles

Escape and rescue routes shall be kept clear at all times. It must be

possible to easily open the doors along escape and rescue routes from the inside to their fully open position. Escape and rescue routes, exit doors, emergency exits and their identifying signs or markings must not be obstructed, obscured, have anything built over them, be blocked, have anything hung on them or otherwise be rendered unrecognisable. Escape and rescue routes in exhibition halls shall not be constricted by objects deposited therein or extending into them at any time. In the event that these rules are not complied with, Messe Frankfurt shall be entitled to remedy the situation at the expense and risk of the responsible party. Materials required for con-

structing stands or exhibits delivered for immediate installation at the stand area may be deposited in the escape and rescue routes for a short period of time during the set-up and dismantling phases as long as the aisle widths required for safety reasons are maintained and logistical concerns are sufficiently taken into consideration. This will be considered to be fulfilled if a strip of no more than 0.9 m in width between the stand border and the hall aisle is used to deposit items. Regardless of the width of the hall aisle and the items deposited there, it is mandatory to maintain an unblocked passageway of no less than 1.2 m in width. Areas in front of emergency exits and ar-

---

## 2.2 Rescue routes

areas where hall aisles intersect are the exception: their entire width must be kept clear at all times. Hall aisles may not be used for assem-

bly or to set up machines (e.g. woodworking equipment, workbenches etc.). Messe Frankfurt may (also) request the immediate

clearing of all hall aisles for logistical reasons.

---

## 2.3. Safety equipment

Sprinkler systems, fire alarms, fire extinguishers, smoke detectors, mechanisms for closing exhibition

hall doors and other items of safety equipment, their signs or markings, and green emergency exit signs

shall remain visible and accessible at all times, and shall not be obstructed or enclosed.

---

## 2.4. Stand numbering

Stand numbering is obligatory. All stands will be marked with stand numbers by Messe Frankfurt if technically possible with the given stand

construction.

---

## 2.5. Guard services

Messe Frankfurt and Messe Frankfurt's external service partners monitor the exhibition halls and outside areas during the set-up and dismantling phases, as well as while events are underway. However, Messe Frankfurt accepts no responsibility for property and objects brought or delivered by exhibitors and third parties acting under Messe Frankfurt's instructions.

Exhibitors are expressly informed that exhibited materials and other objects brought by the exhibitors are subject to greater risk during set-up and dismantling periods. Valuable and easily moveable objects should always be locked away at night.

Security for the stand and the objects brought by the exhibitor must

be arranged by the exhibitor where necessary.

As a general rule, stand guards may only be posted between 6:00 p.m. and 8:00 a.m. by Messe Frankfurt or its contractual service partner(s). Exhibitors may order stand guards no later than six weeks before the start of the event with the corresponding order form

---

## 2.5. Guard services

(please refer to the service folder or go to Shop for Exhibitor Services online). Ordering stand guards involves submitting a fully completed, preprinted order form for the event involved. Oral or telephone orders for stand guarding must be confirmed in writing by applicants. All orders for stand guarding must be signed by applicants. Messe Frankfurt service personnel is not authorised to assume responsibility for monitoring for third-party property. Exhibitors' own stand security staff who are to remain on duty in exhibition halls between 6 p.m. and 8 a.m. require special permits for which a fee is charged. Exhibitors have no legal rights to demand issuance of such permits.

Exhibitors' own stand security staff who are present in exhibition halls

prior to, during and after events shall also observe the following regulations: Guards shall sign in at the hall inspector's office prior to going on duty. Their presence on site shall be confirmed by entering their name, the name of the exhibitor, the stand number, the number of their personal identification card or passport number, and the date and time of their arrival on a list provided for that purpose and maintained by the hall inspector's office. Upon concluding their period of duty, and before leaving the exhibition hall, stand security staff shall sign out at the hall inspector's office and note the termination of their period of duty on the aforementioned list. Stand security staff shall remain on that stand for which they have a guarding order, and shall enter and leave stands by

the shortest route passing by the hall inspector's office. In the event that they fail to observe these regulations, Messe Frankfurt shall assume that the presence of that person on the stand or in the exhibition hall is unauthorised and reserves the right to institute special measures, to expel that person from the exhibition grounds, and/or to file other claims or claim damages. Bringing guard dogs onto the exhibition grounds requires a permit issued by Messe Frankfurt that may be revoked by same at any time. Dogs shall be kept on a leash at all times. Weapons may not be brought onto the exhibition grounds, even for guarding purposes.

---

## 2.6. Evacuation in an emergency

For safety or security reasons, Messe Frankfurt may order the closure and evacuation of rooms, buildings or outdoor areas.

---

## 3. Technical data on, and equipment of, the exhibition halls and outdoor exhibition areas

---

### 3.1 Hall data

Since the technical data on the various exhibition halls differ from hall to hall, they have been listed in a separate document (cf. the document entitled "Technical Data on the Exhibition Halls of Messe Frankfurt").

#### 3.1.1 General lighting, types of electrical supplies, supply voltages

The general lighting in the exhibition halls differs from hall to hall, and ranges from around 300 lux to around 400 lux, measured one meter above floor level. The electrical supplies and supply voltages available on the exhibition grounds are as follows:

Network type: TN-C-S

Supply voltage: 230 V / 400 V

Tolerances as per DIN EN 50160

#### 3.1.2 Compressed air, electrical and water supplies

The compressed air, electrical and water supplies on stands located in exhibition halls are routed through existing installation channels to connection points in hall floors. On exhibition hall floors having supporting columns, electrical supplies are also available at terminal boxes mounted on these supporting columns.

#### 3.1.3 Communications facilities

Stands located in exhibition halls are supplied with telephone, fax, data and antenna lines via existing

installation channels and connection points in hall floors.

On exhibition hall floors having supporting columns, connection points are also available at terminal boxes mounted on these supporting columns.

Guidelines for the operation of exhibitors' own WiFi networks at Messe Frankfurt: Exhibitors' own WiFi transmitters may only transmit in the 2.4 GHz band in accordance with currently applicable standards (802.11 b/g/n); transmission in the 5 GHz band is prohibited! The 5 GHz band is reserved exclusively for Messe Frankfurt in order to allow for the provision of exhibitor-specific solutions. As a result, WiFi transmitters may only transmit on channels 1, 6 or 11, and cannot be configured for automatic channel search. Channel bonding is not permitted, and the maximum channel bandwidth is 20 MHz. The maximum transmission power of the exhibitor's transmitter may not exceed -80 dBm at the edge of the stand. The SSID, i.e. your access point ID, must begin with your stand number (e.g. H4.0 B42). All of the aforementioned settings can be made using the access point configuration menu. Any transmitters other than WiFi transmitters are prohibited, as they can cause massive disruption to signals. In the event that exhibits require different transmitters, please contact us in advance. Naturally the afore-

mentioned rules and regulations are also applicable for WiFi transmitters in exhibits. The operation of WiFi networks that cause interference or disruption is prohibited. Messe Frankfurt reserves the right to shut down these networks. Forms for registering your own access point are available at [www.messefrankfurt.com](http://www.messefrankfurt.com). Exhibitors' own WiFi transmitters must be registered in good time before a trade fair in order to ensure that these rules are complied with by all exhibitors.

#### 3.1.4 Sprinkler systems

Exhibition halls are equipped with sprinkler systems.

Exhibits and decorations must be situated at least 1.0 m from sprinkler heads. Distances between lamps/spotlights and sprinkler heads should be chosen so as to preclude false triggerings of fire extinguishing devices through the heat generated by the lighting.

#### 3.1.5 Heating, ventilation and air-conditioning

All halls are equipped with heating, ventilation and air-conditioning systems. These systems will be operational as required throughout events.

#### 3.1.6 Outages

Messe Frankfurt should be notified immediately in the event of any outages of utilities, such as elec-

---

## 3.1 Hall data

tricity, water, compressed air, heating, ventilation or telecommunications systems, etc. Messe Frankfurt assumes no liability for any losses or damage due to such outages.

### 3.1.7 Stand air-conditioning

It is possible to individually air-condition stand areas. Messe Frankfurt's Exhibitor Service would be happy to provide you with an indi-

vidual offer. It is not permitted to use drinking water to flow-cool stands.

---

## 3.2. Outdoor areas

Outdoor areas are paved with asphalt or stones. The grounds have general road and walkway lighting systems that will be activated at

the onset of darkness during event opening hours. Necessary utilities connections are spaced at irregular intervals.

Please also be sure to note Item 4.8 "Outdoor areas" when conducting your planning.

---

## 3.3. Designation of clear gate heights

Gates having clear heights less than 4.00 m are designated by signs.

## 4. Stand construction regulations

### 4.1 Stand safety

Exhibition stands – including furnishings, exhibits and advertising media – must be structurally stable to ensure that there is no threat to public safety and order, and in particular that there is no danger to life or health. The exhibitor is responsible for the structural safety of their stands, and may be required to submit proof of same. Standing constructional elements or special constructions (e.g. free-standing walls, high exhibits, high

decorative elements) which might tip over must be designed to withstand the following equivalent distributed lateral loads  $q_h$ :

$q_{h1} = 0.125 \text{ kN/m}^2$  up to 4 m in height measured from the top of the floor

$q_{h2} = 0.063 \text{ kN/m}^2$  for all areas more than 4 m high measured from the top of the floor

The reference area is the respective surface area.

Verifiable/verified proof of compli-

ance is to be compiled in advance and presented to Messe Frankfurt on request (see Item 4.2.1). Deviations are possible in justified exceptional cases and require detailed documentation.

Bracing stands against neighbouring stands or existing building structures is prohibited.

In justified cases, Messe Frankfurt reserves the right to engage a structural engineer to conduct a chargeable verification of stand stability on site.

### 4.2 Stand construction permits, project permission

**Permits are not required for the following:**

For single-storey stands

- that are not considered to be special constructions
- whose stand area is less than  $100 \text{ m}^2$
- whose height does not exceed 4.00 m

it is not necessary to submit planning documents.

**Permits are required for the following:**

Exhibition stands larger than  $100 \text{ m}^2$  in area, stands located in outdoor areas, temporary structures, mobile stands, two-storey stands, special structures and special constructions require consent and inspection, and are subject to additional cost. Any costs incurred will

be invoiced to the exhibitor / stand constructor.

Special constructions include:

- Stand structures and exhibits that are more than 4 metres in height
- Closed ceilings
- Platforms and stages higher than 0.20 m
- Glass constructions
- Moving components
- Floor/ceiling connections

#### 4.2.1 Inspection and permission for structures requiring a permit

Dimensioned stand plans drawn to a suitable scale (e.g. 1:100), labelled in English or German, accompanied by floor plans (as well as sectioned views and perspective views if appropriate), shall be submitted in digi-

tal form (PDF) for approval by no later than six weeks before the start of set-up to [veranstaltungstechnik@messefrankfurt.com](mailto:veranstaltungstechnik@messefrankfurt.com).

After the stand plans have been inspected, one copy will be stamped as having received permission and returned to the exhibitor / stand constructor if accepted. Stand construction may not commence until the plans have been stamped as having received permission. In order to receive permission for the following:

- Special constructions
- Two-storey structures
- Stands in outdoor areas
- Temporary structures
- Cinemas and auditoriums
- Stages and platforms

the following documentation must be submitted in digital form (PDF) in German or English by no later

---

## 4.2 Stand construction permits, project permission

than six weeks before the start of set-up:

a) Structural calculations complying with German building standards that are checkable or have been checked by a second independent structural engineer

b) A building description specifying the materials used (including certificates in German or English where applicable)

c) Stand construction drawings to a suitable scale, e.g. 1:100 (floor plans, perspective views, sectioned views) as well as a ceiling plan with dimensions of the closed ceiling(s)

d) Escape route plan including lengths and widths of emergency escape route(s)

e) Submission of a type certification / certification book renders item a) superfluous

In the event that structural calculations examined by a second, independent structural engineer are not submitted, Messe Frankfurt will commission a firm of engineering consultants to check the plans and separately invoice the exhibitor / stand constructor for

their services. The firm of engineering consultants will contact the stand construction manager at a specified time / after consultation to provide assistance and examine structural characteristics, and to inspect the structure for a fee.

Due to the additional work entailed, the absence of structural calculations results in additional costs for the exhibitor / stand constructor.

### 4.2.2 Vehicles and containers

Vehicles and containers that are to be employed as exhibition stands in exhibition halls or outdoor areas require permission.

### 4.2.3 Alterations to stand structures not in compliance with regulations

Stand structures that have not been granted permission or that fail to comply with these Technical Guidelines or the state of the art must be altered or removed from the premises.

In the event that said alterations or removal shall not have been

concluded by the appointed time, Messe Frankfurt shall be entitled to make the required alterations at exhibitors' expense.

### 4.2.4. Limits of liability

Messe Frankfurt shall not be held liable for theft or deterioration of, or damage to, drawings, models, or other items of documentation submitted, regardless of any legal grounds that might apply.

In the event that the exhibitor or his subcontractor fails to comply with the stand construction regulations, the exhibitor shall assume full liability for any damage arising as a consequence of his violation of these stand construction regulations. Furthermore, the exhibitor shall indemnify Messe Frankfurt from any third-party claims asserted with respect to the violation of the aforementioned stand construction regulations.

---

## 4.3 Construction heights

The maximum construction heights for stands, rigging and advertising can be found at [www.messefrankfurt.com](http://www.messefrankfurt.com). Advertising media, logos, etc., must be positioned at least 1 metre from the border with the

neighbouring stand. There may be special restrictions in particular halls. All measurements must be checked on site and Messe Frankfurt assumes no liability for figures being correct. The clear height of inside ar-

eas must be at least 2.30 m. The rear sides of stands adjacent to neighbouring stands must be kept smooth and be white in colour from a height of 2.50 m. Deviations are only possible with the agreement of neighbouring stands.



---

## 4.4 Fire protection and safety regulations

### 4.4.1 Fire protection regulations

The use of open fires and flames is prohibited. Exhibition halls are equipped with fire alarms and fire extinguishing systems. Should the operation of these fire protection

systems be impaired by stand constructions (e.g. closed ceilings), exhibitors must undertake additional measures in agreement with Messe Frankfurt Venue GmbH's Technical Project Management. Please

consult the following Tables 1 and 2 for the necessary measures. Closed ceilings are not permitted in foyers.

## 4.4 Fire protection and safety regulations

Table 1: Fire protection programme for one-storey exhibition stands with closed GF ceilings and two-storey exhibition stands with open TF ceilings (GF = ground floor, TF = top floor)

Ceiling area	0 - 30 m <sup>2</sup>	31 - 100 m <sup>2</sup>	101 - 200 m <sup>2</sup>	201 - 400 m <sup>2</sup>	401 - 1000 m <sup>2</sup>
<b>Fire protection measures</b>					
<b>Stand construction-materials incl. ceilings</b>	Minimum B1, flame retardant	Minimum B1, flame retardant	Minimum B1, flame retardant	Minimum B1, flame retardant	Minimum B1, flame retardant
<b>Stairs</b>	Minimum B1, flame retardant	Minimum B1, flame retardant	Minimum B1, flame retardant	Minimum B1, flame retardant	Minimum B1, flame retardant
<b>Emergency escape route length</b>	GF: max 20 m to aisle TF: max 20 m to aisle	GF: max 20 m to aisle TF: max 20 m to aisle	GF: max 20 m to aisle TF: max 20 m to aisle	GF: max 20 m to aisle TF: max 20 m to aisle	GF: max 20 m to aisle TF: max 20 m to aisle
<b>Exits from exhibition stands or from rooms located on stands (minimum width)</b>	GF: one; 0.9 m TF: one flight of stairs; 0.9 m	GF: one; 0.9 m TF: one flight of stairs; 0.9 m	GF: Two, opposite one another, < 200 m <sup>2</sup> : 0.9 m > 200 pers: min. 1.2 m + 0.6 m for each additional 100 pers. TF: Two flights of stairs opposite one another, each < 200 m <sup>2</sup> : 0.9 m > 200 pers: min 1.2 m + 0.6 m for each additional 100 pers.	GF: Two, opposite one another, < 200 m <sup>2</sup> : 0.9 m > 200 pers: min. 1.2 m + 0.6 m for each additional 100 pers. TF: Two flights of stairs opposite one another, each < 200 m <sup>2</sup> : 0.9 m > 200 pers: min 1.2 m + 0.6 m for each additional 100 pers.	GF: Two, opposite one another, < 200 m <sup>2</sup> : 0.9 m > 200 pers: min. 1.2 m + 0.6 m for each additional 100 pers. TF: Two flights of stairs opposite one another, each < 200 m <sup>2</sup> : 0.9 m > 200 pers: min 1.2 m + 0.6 m for each additional 100 pers.
<b>Emergency escape route signage</b>	Yes	Yes Escape sign lights	Yes Emergency lighting	Yes Emergency lighting	Yes Emergency lighting
<b>Fire extinguishers</b>	<b>GF: Yes</b> <b>TF: Yes 1+1 p. stairs</b>	<b>GF: Yes</b> <b>TF: Yes 1+1 p. stairs</b>	<b>GF: Yes</b> <b>TF: Yes 1 + 1 per stairs</b>	<b>GF: Yes</b> <b>TF: Yes 1 + 1 per stairs</b>	<b>GF: Yes</b> <b>TF: Yes 1 + 1 per stairs</b>
<b>Fire alarm system</b>	GF: No TF: No	<b>GF: Yes</b> TF: No	<b>GF: Yes</b> TF: No	<b>GF: Yes</b> TF: No	<b>GF: Yes</b> TF: No
<b>Acoustic/visual alarm</b>	GF: No TF: No	GF: No <b>TF: Yes</b>	GF: No <b>TF: Yes</b>	GF: No <b>TF: Yes</b>	<b>GF: Yes</b> <b>TF: Yes</b>
<b>Wall hydrant "S" at stand</b>	GF: No TF: No	GF: No TF: No	<b>GF: Yes, one</b> TF: No	<b>GF: Yes, two</b> TF: No	<b>GF: Yes, three</b> <b>OG: Yes, three</b>
<b>Smoke removal</b>	GF: No TF: No	GF: No TF: No	GF: No TF: No	<b>GF: Yes</b> TF: No	<b>GF: Yes</b> TF: No
<b>Sprinkling</b>	GF: No TF: No	GF: No TF: No	GF: No TF: No	GF: No TF: No	<b>GF: Yes</b> TF: No

Please note: If there is no top storey used by people, the corresponding requirements for the top storey do not apply.

## 4.4 Fire protection and safety regulations

Table 2: Fire protection programme for two-storey exhibition stands with closed GF ceilings and closed TF ceilings (GF = ground floor, TF = top floor)

Ceiling area	0 - 30 m <sup>2</sup>	31 - 100 m <sup>2</sup>	101 - 200 m <sup>2</sup>	201 - 400 m <sup>2</sup>	401 - 1000 m <sup>2</sup>
<b>Fire protection measures</b>					
<b>Stand construction-materials incl. ceilings</b>	Minimum B1, flame retardant	Minimum B1, flame retardant	Minimum B1, flame retardant	Minimum B1, flame retardant	Minimum B1, flame retardant
<b>Stairs</b>	Minimum B1, flame retardant	Minimum B1, flame retardant	Minimum B1, flame retardant	Minimum B1, flame retardant	Minimum B1, flame retardant
<b>Emergency escape route length</b>	GF: max 20 m to aisle TF: max 20 m to aisle	GF: max 20 m to aisle TF: max 20 m to aisle	GF: max 20 m to aisle TF: max 20 m to aisle	GF: max 20 m to aisle TF: max 20 m to aisle	GF: max 20 m to aisle TF: max 20 m to aisle
<b>Exits from exhibition stands or from rooms located on stands (minimum width)</b>	GF: one; 0.9 m TF: one flight of stairs; 0.9 m	GF: one; 0.9 m TF: one flight of stairs; 0.9 m	GF: Two, opposite one another, < 200 m <sup>2</sup> : 0.9 m > 200 pers: min. 1.2 m + 0.6 m for each additional 100 pers. TF: Two flights of stairs opposite one another, each < 200 m <sup>2</sup> : 0.9 m > 200 pers: min 1.2 m + 0.6 m for each additional 100 pers.	GF: Two, opposite one another, < 200 m <sup>2</sup> : 0.9 m > 200 pers: min. 1.2 m + 0.6 m for each additional 100 pers. TF: Two flights of stairs opposite one another, each < 200 m <sup>2</sup> : 0.9 m > 200 pers: min 1.2 m + 0.6 m for each additional 100 pers.	GF: Two, opposite one another, < 200 m <sup>2</sup> : 0.9 m > 200 pers: min. 1.2 m + 0.6 m for each additional 100 pers. TF: Two flights of stairs opposite one another, each < 200 m <sup>2</sup> : 0.9 m > 200 pers: min 1.2 m + 0.6 m for each additional 100 pers.
<b>Emergency escape route signage</b>	Yes	Yes Escape sign lights	Yes Emergency lighting	Yes Emergency lighting	Yes Emergency lighting
<b>Fire extinguishers</b>	<b>GF: Yes</b> <b>TF: Yes 1+1 p. stairs</b>	<b>GF: Yes</b> <b>TF: Yes 1+1 p. stairs</b>	<b>GF: Yes</b> <b>TF: Yes 1 + 1 per stairs</b>	<b>GF: Yes</b> <b>TF: Yes 1 + 1 per stairs</b>	<b>GF: Yes</b> <b>TF: Yes 1 + 1 per stairs</b>
<b>Fire alarm system</b>	GF: No TF: No	<b>GF: Yes</b> TF: Yes	<b>GF: Yes</b> <b>TF: Yes</b>	<b>GF: Yes</b> <b>TF: Yes</b>	<b>GF: Yes</b> <b>TF: Yes</b>
<b>Acoustic/visual alarm</b>	GF: No TF: No	GF: No <b>TF: Yes</b>	GF: No <b>TF: Yes</b>	GF: No <b>TF: Yes</b>	<b>GF: Yes</b> <b>TF: Yes</b>
<b>Wall hydrant "S" at stand</b>	GF: No TF: No	GF: No TF: No	<b>GF: Yes, one</b> <b>TF: Yes, one</b>	<b>GF: Yes, two</b> <b>TF: Yes, two</b>	<b>GF: Yes, three</b> <b>TF: Yes, three</b>
<b>Smoke removal</b>	GF: No TF: No	GF: No TF: No	GF: No TF: No	<b>GF: Yes</b> <b>TF: Yes</b>	<b>GF: Yes</b> <b>TF: Yes</b>
<b>Sprinkling</b>	GF: No TF: No	GF: No TF: No	GF: No TF: No	GF: No TF: No	<b>GF: Yes</b> <b>TF: Yes</b>

## 4.4 Fire protection and safety regulations

### Explanations for Table 1 and 2

#### General remarks / Area data

Two-storey structures and the installation of closed ceilings are only possible with the consent of Messe Frankfurt Venue GmbH's Technical Project Management.

Area data in m<sup>2</sup> refers in each case to the closed ceiling area per storey; a rating in sections may be necessary. For stands with closed ceilings measuring 1,000 m<sup>2</sup> or over, an individual fire protection concept based on the Messe Frankfurt Technical Guidelines must be prepared and submitted to Messe Frankfurt for its consent.

#### Closed ceilings

The effectiveness of the sprinkler system (in the exhibition hall) must not be reduced by covered or multi-storey exhibition stands.

Ceilings are considered to be open:

- if no more than 50% per each m<sup>2</sup> of the roofed area is covered
- if sprinkler-compatible fabrics with a minimum mesh width of 2 mm x 4 mm or 3 mm x 3 mm are used (no Smoke Out). Tarpaulins are to be hung horizontally and only in one layer.

Fire protection measures:

- Up to 30 m<sup>2</sup> of ceiling area of each stand may be covered without any additional measures being necessary, as long as this does not exceed 50% of the stand area, as this does not reduce the effectiveness of the sprinkler system in the exhibition hall. It is also possible to have multiple ceiling areas of up to 30 m<sup>2</sup> within a single exhibition stand, as long as a minimum distance of 3.00 m is maintained between each ceiling area. In order to ensure that multiple ceiling areas taken together do not exceed the maximum size of 30 m<sup>2</sup>, a distance of at least 1.50 m from the edge of the stand is to be maintained at all times.
- Closed ceiling areas up to 100 m<sup>2</sup> in size require an automatic fire alarm system.
- Closed ceiling areas that are larger than 100 m<sup>2</sup> in size also require the installation of wall hydrants for immediate fire-fighting measures
- Closed ceiling areas that are 401 m<sup>2</sup> or larger require a sprinkler system for the area beneath the closed ceiling. It is not permissible to place multiple ceiling areas of up to 400 m<sup>2</sup>

next to one another without a sprinkler system. A minimum distance of 5 m (straight line) must be maintained between the ceiling areas.

Should a larger ceiling area result from not observing the minimum distance, including across multiple stands, the expenses incurred for compensatory measures according to Table 1 or 2 will be billed to those who caused them, including expenses for the affected neighbouring stand.

The top storey must always be left open to ensure that the effectiveness of sprinkler systems is not impaired. If the ceilings of top storeys are closed, additional requirements set out in Table 2 shall apply. Please also see Item 4.4.2. Closed ceilings are not permitted in foyers.

## 4.4 Fire protection and safety regulations

### Further general explanations:

#### Stand construction materials, stairs

All stand construction and decorative materials must comply at least with building materials class B1 of DIN 4102 and/or class B/C s1 d0 of EN 13501-1, i.e. must be flame retardant and neither form toxic gases nor drip while burning. In particular cases, special requirements can be prescribed for load-bearing structural parts on safety grounds. All stairways shall comply with DIN 18065.

#### Emergency escape routes

The routing and dimensioning of emergency escape routes are governed by the requirements of H-VStättR (Hessian guidelines on public meeting places). Distances within exhibition stands shall be measured according to walking distance.

#### Emergency escape route signage

Escape routes, emergency exits, emergency escape hatches and doors along emergency escape routes must be identified in accordance with the provisions of ASR A1.3 "Health and Safety Signage". In the event that stands are enclosed or darkened and the general emergency lighting for the exhibition hall is not sufficient, emergency lighting and safety signage must be provided for exits and emergency escape routes (cf. Section 15 H-VStättR). For stands with an enclosed area of 30-100 m<sup>2</sup>, illuminated emergency exit signs are sufficient.

#### Wall hydrants

Additional wall hydrants at exhibition stands are to be provided primarily for self-help, but also for use by instructed persons. Wall hydrants for self-help comply with DIN 14461 Part 1 Type "S" and are to be marked with an "S" accordingly, in addition to safety marking. The capacity of the wall hydrants for self-help is 24 l/min with simultaneous operation of two wall hydrants with non-distorting hoses of 19 mm in diameter and a jet pipe with mouthpiece of 4 mm in diameter. Wall hydrants at exhibition stands are to be installed in the direct vicinity of stand entrances or, respectively, at the top or bottom of stairs. Wall hydrants are to be located so that every part of an exhibition stand can be reached with at least one hydrant. Stand personnel will be instructed in use of the wall hydrants by Messe Frankfurt.

#### Fire extinguishers

Every level of an exhibition stand must be equipped with at least one fire extinguisher appropriate to the existing fire risk. One additional fire extinguisher must be provided for each further 200 m<sup>2</sup>. An additional fire extinguisher must be provided at the top of each flight of stairs within a stand. The fire extinguishers must have an extinguishing capacity of at least 27 A for fire classification A or 144 B for fire classification B and should not weigh more than 12 kg. Suitable fire extinguishers must be provided if stands have kitchens.

Exhibitors must label fire extinguishers with their stand number and exhibitor name to ensure that they can be properly assigned to the correct stand areas.

#### Fire alarm system

The automatic fire alarm systems on exhibition stands with closed ceilings are designed to detect a fire at an early stage and to warn both stand visitors, especially those on the top floor of a stand, and the fire service. In this way, the conditions for escape are significantly improved and fire service intervention times minimised. As well as warning facilities, systems for smoke removal can be activated by an automatic fire alarm system.

#### Acoustic/visual alarm

An acoustic/visual warning system must be installed on the top floor of two-storey exhibition stands if there is no visual contact with the exhibition hall. In this way, people on the top storey can be warned at an early stage if there is a fire alarm on the ground floor. The warning system is activated/triggered by the automatic fire alarm system on the ground floor of a two-storey stand. For exhibition stands with closed ceilings larger than 400 m<sup>2</sup>, a warning system of this type must be provided on the ground floor too. Soundproof booths must additionally – irrespective of their size – either allow visual contact to the outside or feature an acoustic/visual signal system combined with an alarm button or an emergency switch outside the booth.

## 4.4 Fire protection and safety regulations

### Smoke removal

Smoke removal from exhibition stands is by natural means or mechanically into the exhibition hall and from there by natural means or mechanically to the outside. No smoke extraction system is required for exhibition stands with a ceiling area of less than 200 m<sup>2</sup>.

For stands with a ceiling area of up to 1,000 m<sup>2</sup>, smoke removal openings with clear opening space totalling 1 percent of the stand area, windows or doors with clear opening space totalling 2 percent of the stand area or a mechanical smoke extraction system with an air volume flow rate of 36 m<sup>3</sup>/h per square metre of stand area are considered adequate. No requirements relating to maintenance of thermal and electrical functions apply to systems for mechanical smoke removal from exhibition stands, since such smoke removal is only relevant in the self-help phase and possibly for giving help to third parties and no requirements are prescribed for exhibition stand elements either. A mechanical smoke removal system is triggered/activated via the automatic fire alarm system.

### Sprinkler systems

Closed ceiling areas that are larger than 400 m<sup>2</sup> require a sprinkler system for the area beneath the closed ceiling.

It is not permissible to place multiple ceiling areas of up to 400 m<sup>2</sup> next to one another without a sprinkler system. A minimum distance of 5 m (straight line) must be maintained between the ceiling areas.

Should a larger ceiling area result from not observing the minimum distance, including across multiple stands, the expenses incurred for compensatory measures according to Table 1 or 2 will be billed to those who caused them, including expenses for the affected neighbouring stand.

#### 4.4.1.1 Stand construction and decorative materials

Materials that are flammable, drip while burning or generate toxic gases or large amounts of smoke, such as most thermoplastics (including polystyrene (styrofoam)), cannot be used for stand construction. For safety reasons, special requirements may be imposed for load-bearing structural components in individual cases (e.g. non-flammable). Attachments that are structurally necessary or load-bearing can only be made using non-flammable fasteners and materials. Stand construction and decorative materials must be classified as flame-retardant (class B1), cannot drip while burning, generate minimal smoke in accordance with DIN 4102-1 / must comply with class B/C –s1, d0 in accordance with EN 13501-1. Test certificates stating the classifications of the building materials employed shall be kept available at the stand at all times. All materials brought on site must be kept at a sufficient distance from ignition sources, spotlights and heat sources to ensure that they cannot be ignited. Decorations must be mounted directly on walls, ceilings or furnishings. Decorations suspended (freely) within the room are only

permissible if they are at least 2.5 metres above the floor and do not impede the effectiveness of automatic fire extinguishing systems. The rear of backlit areas/walls and LED walls must remain accessible to the fire brigade without the use of tools.

Bamboo, reed, hay, straw, bark mulch, peat or similar materials do not generally satisfy the aforementioned requirements, and should generally be afforded special protection or treated to render them non-flammable. Deciduous and coniferous trees may only be used if their roots are kept moist at all times. Attachments that are structurally necessary can only be made using fasteners approved for this purpose (e.g. plastic cable ties are prohibited!).

The use of candles and similar sources of light as table decorations is permissible with the consent of Messe Frankfurt Venue GmbH's Technical Project Management department.

#### 4.4.1.2 Exhibiting motor vehicles at stands

Messe Frankfurt Venue GmbH's Technical Project Management must be notified if motor vehicles are to be exhibited. This notification must include the number of vehicles, as well as the specification of the type(s) of vehicle(s) to be shown.

#### Vehicles with combustion engines

- The fuel tank must be locked and nearly empty.
- Vehicles being exhibited may be powered by the starter battery as

## 4.4 Fire protection and safety regulations

long as it is ensured that no hazardous gases are produced (e.g. by using gel batteries), the battery contacts are configured such that they are safe to touch, and the starter remains disconnected from the battery.

- The battery is to be disconnected or removed in all other cases.

### Vehicles with natural gas propulsion systems

- The gas tanks must have been emptied and depressurised (see also Item 5.7).

### Vehicles with alternative drive technologies, e.g. electrically-powered vehicles or hybrid vehicles

- The fuel tank must be locked and nearly empty.
- The drive motor must be disconnected from the battery, e.g. by means of a battery disconnect switch.
- It must be ensured that there is no voltage at the high-voltage battery / the high-voltage battery must be in a typical, non-critical state for a battery.
- Batteries may only be charged in the exhibition halls with the prior agreement of Messe Frankfurt Venue GmbH's Technical Project Management
- The positions of the vehicles within the stand area must be shown on a plan.
- The relevant rescue sheets must be kept at the stand, and are also to be submitted to Messe Frankfurt in advance.
- Vehicles with fuel cells or other drive units are considered separately.

A sufficient quantity of suitable extinguishing units/agents for all vehicles is to be kept available at the stand at all times.

Messe Frankfurt Venue GmbH reserves the right to require additional measures.

### 4.4.1.3 Explosive materials

Explosive materials are subject to the German Explosives Act (Sprengstoffgesetz), and may not be exhibited at trade fairs or exhibitions. The same applies to ammunition in the sense of the German Firearms Act (Waffengesetz).

### 4.4.1.4 Pyrotechnics

Pyrotechnic shows must be registered with Messe Frankfurt. Furthermore, approval must also be obtained from local authorities. Pyrotechnic articles lacking a certificate of conformity and fireworks of categories II, III and IV are prohibited.

### 4.4.1.5 Balloons

The use of balloons filled with a combustible gas in the exhibition halls or outdoor areas is prohibited. It is possible to apply to Messe Frankfurt Venue GmbH's Technical Project Management for its permission for balloons filled with safety gas that are firmly anchored to a stationary structure, are located within the stand and do not exceed the maximum height. The distribution of gas-filled balloons is prohibited.

### 4.4.1.6 Flying objects

The use of flying objects such as UAS, drones etc. in the exhibition

halls or outdoor areas is only permitted with the prior agreement of Messe Frankfurt Venue GmbH's Technical Project Management. Exceptions to this rule require the prior written consent of Messe Frankfurt Venue GmbH.

### 4.4.1.7 Fog machines, hazers, Sparkulars and laser systems

Due to the fact that the use of fog and haze may trigger the automatic fire alarms installed in the exhibition halls, Messe Frankfurt Venue GmbH's Technical Project Management must be notified in writing of the use of such devices at least six weeks before the start of the set-up period. This notification must include the number of such devices, their model(s), and information on the type of fog generation being employed. No specific form is necessary for this notification. A copy of the operating instructions for the device(s) and safety data sheet for the fog fluid(s) must also be provided.

The cost of any measures necessary to deactivate fire alarm systems may be charged to the exhibitor or organiser by Messe Frankfurt. If the utilisation of fog machines is not coordinated with Messe Frankfurt and the fire alarm system issues a false alarm as a result, we will be forced to pass on the costs resulting from the deployment of the fire brigade to the party responsible.

Fog machines may not be utilised if they result in the disruption of operations at neighbouring stands. For this reason, it is also necessary to specify the times during which

## 4.4 Fire protection and safety regulations

the machines will be used and how often they will be used. Suitable measures must be devised to ensure that the volume of fog is kept to a minimum in areas where it is not required. It may be necessary for you to obtain the consent of your neighbouring stands.

Only those fog machines which satisfy the fundamental requirements of the German Product Safety Act (ProdSG) may be used. If fog machines are to be used as vaporisers, it is recommended that the declarations of conformity for the devices used confirm their compliance with DIN VDE 0700-245. The type of use and specific conditions of use must be taken into account when selecting fog machines. The fog machine operator must have access to the corresponding operating instructions. The only fog fluids which can be used inside the exhibition halls are those which do not contain any flammable, highly flammable or extremely flammable substances pursuant to Section 3 of the German Hazardous Substances Ordinance (GefStoffV) and which are not classified as hazardous substances under EU guidelines. Fog machine fluids can only be stored in the manufacturer's original packaging. During operation it is important to ensure that there is no heat accumulation and that the housing is able to dissipate heat without hindrance. In order to avoid the danger of fire from overheating in the event of a malfunction, the power supply to any fog machines not being used must be disconnected. Messe Frankfurt must be notified if

laser systems or Sparkulars are to be used, and their operation must be in accordance with the provisions of Item 5.10.3.

### 4.4.1.8 Ash containers, ashtrays

If smoking has not been expressly prohibited on stands or parts of stands, exhibitors must ensure that an adequate number of ash containers or ashtrays made from non-combustible material are provided and that they are emptied regularly.

### 4.4.1.9 Containers for trash, recyclable materials and residual waste

No containers for trash, recyclable materials or residual waste that have been fabricated from combustible materials shall be set up on stands. All containers on stands shall be regularly emptied, no later than every evening following the close of the event, and their contents deposited in the containers for recyclable materials or residual waste at the stations at exhibition hall exits. In the event that large quantities of combustible waste are generated, same shall be safely disposed of several times a day. Trash bags may be deposited in aisles daily for pick-up following the close of the event.

### 4.4.1.10 Spray guns, nitrocellulose lacquers, cleaning agents, solvents

The use of spray guns is prohibited in all exhibition halls. There is also a ban on the use of all substances, paints, lacquers and varnishes containing solvents. The use of flammable liquids and construction and

working materials that release toxic fumes is forbidden.

### 4.4.1.11 Work that poses a fire hazard

Messe Frankfurt Venue GmbH's Technical Project Management must be notified in advance of any work that poses a fire hazard, including welding, cutting, soldering, separating and grinding. Work cannot begin until permission has been granted and the permit has been received. The surrounding area must be adequately protected against hazards during such work. Suitable extinguishing units/agents are to be kept in the direct vicinity and ready to use at all times.

### 4.4.1.12 Empty packaging / storage of materials

The storage of empty packaging/flammable materials of any type (e.g. packaging and packaging materials) either inside or outside the stand in the exhibition hall is prohibited. All empty packaging is to be removed without delay. It can be placed into storage by Messe Frankfurt's Logistics Services department:

Logistics Services  
Cargo Center Messe Frankfurt  
Ludwig-Erhard-Anlage 1  
60327 Frankfurt am Main  
Germany

Phone +49 69 75 75-60 75  
Fax +49 69 75 75-9 60 75  
logistics@messefrankfurt.com

In the event that the exhibitor does not comply with a request to remove items that are improperly stored, or with a request to immediately remove any empty packag-



## 4.5 Exits, escape routes, doors

ing, Messe Frankfurt shall be authorised to have the items removed at the expense and risk of the exhibitor.

### 4.4.1.13 Fire extinguishers

Every stand shall be equipped with at least one fire extinguisher. See also Section 4.4.1.

### 4.4.1.14 Water features/pools

In the event that water is used in pools, fountains, water wall and air humidification systems or other spray systems at stands, proper hygienic conditions must be maintained at all times. Proof of compliance is to be presented to Messe Frankfurt on request.

### 4.4.2 Stand ceilings

In order to ensure that sprinkler protection is not impaired, stands in halls with sprinklers must always be open at the top. Ceilings are to be considered open when no more than 50% per each m<sup>2</sup> of the roofed area is covered.

Sprinkler-compatible ceilings with a mesh size of at least 2 x 4 mm or 3 x 3 mm are permissible (no smoke out). Tarpaulins are to be hung horizontally and only in one layer. Tarpaulins should not be allowed to sag. Up to 30 m<sup>2</sup> of contiguous ceiling space may be covered for one stand without any additional measures being necessary, as long as this does not exceed 50% of the stand area. In order to ensure that multiple ceiling areas taken together do not exceed the maximum size of 30 m<sup>2</sup>, a distance of at least 1.50 m from the edge of the stand

is to be maintained at all times.

Should a larger ceiling area result from not observing the minimum distance from stand edges, including across multiple stands, the expenses incurred for compensatory measures according to Table 1 or 2 will be billed to those who caused them, including expenses for affected neighbouring stand(s).

It is also possible to have multiple ceiling areas of up to 30 m<sup>2</sup> within a single exhibition stand, as long as a minimum distance of 3.00 m is maintained between each ceiling area.

If the contiguous placement of multiple ceiling areas (including across multiple stands) results in a total area of greater than 30 m<sup>2</sup>, suitable compensatory measures are required (please see Item 4.4.1, Table 1 "Fire protection programme for one-storey exhibition stands with closed ground floor ceilings and two-storey exhibition stands with open top floor ceilings"). Closed ceilings are not permitted in foyers. A permit is required for closed ceilings larger than 30 m<sup>2</sup>. Plans are to be submitted to Messe Frankfurt Venue GmbH's Technical Project Management for its consent by no later than six weeks before the start of set-up.

The installation of corresponding compensatory facilities (wall hydrant, fire alarm system, visual/acoustic alarm, automated smoke extraction system, sprinkler system) is to be performed by companies authorised by Messe Frankfurt and entails a fee. Soundproof booths that are 30 m<sup>2</sup> or larger

must be equipped with a fire alarm system. All soundproof booths – regardless of size – must have either a visual link with the outside or a visual signalling system combined with an alarm button or emergency-off button outside the booth.

All requirements relating to the installation of closed ceilings can be found under Item 4.4.1, Tables 1 and 2.

### 4.4.3 Glass and acrylic glass

Only glass suitable for the intended use shall be employed. All glass employed on glass structures shall be safety glass. You will find further information on the use of glass and acrylic glass in stand construction inside the exhibition halls from Technical Project Management.

The edges of glass panes shall be ground or protected such that personal injuries are precluded. Structural elements fabricated entirely from glass shall be marked at eye level.

### 4.4.4 "Trapped rooms" / occupied rooms

"Trapped rooms" (rooms which can only be exited via other occupied rooms) are only permissible under the following conditions:

- In the rooms through which trapped rooms exit, there must be a suitably wide escape route (dimensions according to H-VStättR [Hessian guidelines on public meeting places], but at least 90 cm) which at no point in time may be blocked or otherwise made unusable.

- If there is no direct line of sight to the exhibition hall, it is required to install an optical and acoustic warning system to ensure that alarms can be triggered at any time. This system will be installed exclusively by companies under contract to Messe Frankfurt, at the exhibitor's expense.

## 4.5.1 Exits, escape routes

The distance between any point on an exhibition area and an exhibition hall aisle shall not exceed 20 m walking distance.

Lounges, workrooms, and exhibition areas that are intended for fewer than 100 visitors, as well as exhibition areas having floor areas

of 100 m<sup>2</sup> or less, shall have at least one exit having a minimum width of 0.90 m.

Every stand with a floor area larger than 100 m<sup>2</sup> and/or that is intended for more than 100 visitors must have at least two exits, as far apart as possible and at opposite ends of the stand. The widths of said exits and escape routes shall depend upon the maximum number of persons and shall be as follows (see also Section 4.4.1):

- fewer than 200 persons, at least 0.90 m;
- more than 200 persons, at least 1.20 m.

Larger exit widths shall be graduated in 0.60 m increments per 100

persons only. Escape routes shall be marked in accordance with the German accident prevention regulations and ASR A 1.3 "Health and Safety Signage".

## 4.5.2 Doors

Employment of swinging doors, curtains, revolving doors, doors that require entry of a code in order to open them, sliding doors, or other means for restricting access along escape routes is prohibited. Doors in escape and rescue routes must open in the direction of escape; they cannot obstruct hall aisles when open, cannot be lockable, and must be easily opened to their full width from the inside.

## 4.6 Platforms, ladders, stairs, landings

Publicly accessible areas that directly border on areas more than 0.20 m below them shall be bordered by railings unless they are connected to the lower levels by steps or ramps. The maximum slope of ramps on rescue and escape routes is 6%. The railing must be at least 1.10 m high. In areas where small children can be expected, railings and banisters should be designed such that they are difficult to climb over. There must not be more than 0.12 m space between railing/banister components in any direction. Handrails shall be rigid, provide a secure grip and have no exposed ends. A verifiable structural certification must be submitted for the platform; the inspection and approval of this special construction entails costs for which the exhibitor / stand constructor will be billed. The load-bearing capacity of floors shall, in accordance with its usage,

conform to DIN EN 1991-1-1/NA:2010-12 Table 6.1 DE (Cat. C1), and shall be at least 3,0 kN/m<sup>2</sup>. In accordance with DIN EN 1991-1-1/NA:2010-12 Table 6.12 DE, railings and banisters must be designed to withstand a horizontal live load (for areas of Cat. C1 – C4) of  $q_k = 1.0$  kN/m at handrail height. Accessible single-level platforms cannot be more than 0.20 m above floor level. The substructure of the platform floor must comply at least with building materials class B1 of DIN 4102 and/or class B/C s1 d0 of EN 13501-1, i.e. must be flame retardant and neither form toxic gases nor drip while burning. Nothing may be stored beneath platforms or podiums. They shall have zero fire load. Hollow spaces in platforms whose height is less than 0.20 m do not have to be monitored using automatic fire alarms. Hollow spaces in platforms with automatically operated turntables or with concentrations of cable fire

loads are, insofar as they are higher than 0.20 m, to be monitored using automatic fire alarms located within the hollow spaces. If platforms with electrically-operated turntables are adjacent to other hollow spaces, these are to be separated structurally in order to prevent the spread of smoke to adjacent areas. Ladders, stairs, and landings must comply with current German accident prevention regulations.

All stairways must comply with DIN 18065. The distance between any point in the stand and an exhibition hall aisle shall not exceed 20 m walking distance. The number and clear width of stairs shall depend on the area of the top floor and the number of persons on the top floor (see also Section 4.4.1):

- Top floor area up to 100 m<sup>2</sup>, fewer than 200 people: 1 flight of stairs, minimum width 0.90 m
- Top floor area between 100 m<sup>2</sup>

- and 200 m<sup>2</sup>, fewer than 200 people: 2 flight of stairs, minimum width 0.90 m each, arranged oppositely
- Top floor area between 100 m<sup>2</sup> and 200 m<sup>2</sup>, more than 200 people: 2 flight of stairs, minimum width 1.20 m each, arranged oppositely
- Top floor area more than 200 m<sup>2</sup>:

2 flight of stairs, minimum width 1.20 m each, arranged oppositely

- For each additional 100 people: an additional 0.60 m is added to the clear width of each flight of stairs for each additional 100 people

Spiral and circular staircases are approved for use as auxiliary stairways. Moving components, such as escala-

tors or rotating stages (special constructions), require the prior consent of Messe Frankfurt Venue GmbH's Technical Project Management. Stairways that are at least 1.20 m wide must have handrails on both sides. Steps that are wider than 2.40 m must have central handrails.

## 4.7 Stand design

### 4.7.1 Stand appearance

Exhibitors are responsible for designing their stands, where typical exhibition criteria applicable to the event in question shall apply. Stand construction shall be such that their edges bordering on aisles shall be as transparent as practicable. The target should be a frontage that is 70% open. Lengthy, enclosed stand structures bordering on aisles are not permitted and must be interrupted by display cases, niches, displays or similar. The rear sides of stands adjacent to neighbouring stands must be kept smooth and be white in colour from a height of 2.50 m, or must be positioned at least 1.00 m from the border of the neighbouring stand, so as not to impair the design of the neighbouring stand.

Insofar as trade fair visitors are able to look down onto stand roofing, same shall be incorporated into stand designs (Forum 0, Hall 3.0, Galleria 0, Hall 5.0 West and East, Hall 6.0 East).

### 4.7.2 Verification of rented areas

Rented areas shall be marked as such by Messe Frankfurt. Following stand allocation, each exhibitor undertakes to inform them-

selves on site of the position and dimensions of any structures or facilities on their stand, particularly hall supports, fire alarms, the routing of supply ducts, ventilation systems and uneven floors etc., and to inform the stand constructor accordingly.

Messe Frankfurt assumes no liability for the accuracy of the dimensions given in hall and stand plans. Assigned stand areas shall be observed at all times. Even lighting fixtures and signs should not be allowed to protrude beyond the boundaries of stand areas.

### 4.7.3 Interventions in the structures and equipment of buildings

Components of exhibition hall structures and their technical facilities shall not be damaged, dirtied or otherwise altered by, e.g. drilling into same or driving nails or screws into same. Painting, wallpapering, or affixing posters or other items is also prohibited.

Components of exhibition halls and their technical facilities shall not be subjected to static loadings by stand structures or exhibits. The supporting columns of exhibition halls located within stands may be enclosed up to the level of the maximum stand height allowed,

provided that they shall not be damaged thereby.

Installations on hall supports, walls and technical facilities must be freely accessible. If necessary, appropriate servicing hatches must be provided.

### 4.7.4 Exhibition hall floors

Carpets and other floor coverings shall be laid such that accidents will be prevented, and shall not extend beyond stand boundaries. Only PE/PP double-sided tape that may be removed without leaving any

residues shall be employed for holding carpets and floor coverings in place.

All materials employed shall be completely removed by exhibitors without leaving any residues. Any substances such as oil, grease, paint, and similar must be removed from the floor immediately.

Exhibition hall floors shall not be painted or have anything glued onto them. Stand utilities, lines laid out on stands, servicing access hatches etc., shall not be obstructed. Driving or setting anchorings or other mounting hardware into the floors is prohibited.

Carpets and other floor coverings used on exhibition areas shall be at least flame-retardant according to

## 4.7 Stand design

DIN 4102 - B1 and/or EN 13501-1 class C. Test certificates stating the classifications of the building materials employed shall be kept available on stands at all times.

### 4.7.5 Suspension points/chain hoists/installation of trusses/fasteners

Elements may only be suspended from the technical facilities provided for this purpose.

All suspensions are subject to approval and the necessary work must be carried out in accordance with the applicable DGUV-17/18 regulation. This also applies to suspensions with pre-rigging and suspensions with ground support systems. All spring-loaded carabiners are prohibited, included when used as a secondary securing apparatus (safety) for lights. All spring-loaded carabiners are prohibited. All ropes, cables and chain slings used must also be in compliance with DGUV-17/18 and must be dimensioned for the load to be borne. The fitters must be in possession of the relevant certification in accordance with DGUV-17/18, "Specialist for load-securing devices".

Suspensions from the hall ceiling may only be handled by Messe Frankfurt and companies working under contract to Messe Frankfurt. Order forms must be accompanied by a floor plan showing the suspended loads and requested suspension point positions. For complex systems (constructions with more than one cable), it is necessary to submit a load plan with the order that shows not only the overall load, but also all of the indi-

vidual loads and cable loads. A separate structural calculation may be needed under certain circumstances and must be submitted to Messe Frankfurt on request. Messe Frankfurt reserves the right to engage a structural engineer to verify the applied loads and the structures used. Furthermore, Messe Frankfurt reserves the right to engage a structural engineer to verify the applied loads and the structures used. This verification procedure incurs costs, which will be charged to the ordering party/exhibitor. The maximum height restrictions also apply to the truss system and must be observed accordingly.

Please also be sure to note Item 5.3.6 "Equipotential bonding (stand earthing) for metal constructions" when conducting your planning.

#### 4.7.5.1 Electric chain hoists

Electric chain hoists may only be used in halls equipped with heavy-duty suspension points. Electric chain hoists may not be used in halls with 50 kg suspension points (Halfen cast-in channels). Use of such electric motors is subject to the requirements for electric chain hoists in the event technology industry (Igvw SQ P2).

Available for download at: <http://www.igvw.org/igvwsqp2web.pdf>

The weight of the electric chain hoists must be taken into consideration on the loading diagram to ensure that the load-bearing points are not overloaded.

The contractor must ensure that

the chain hoists are tested every year. The seal of approval must be attached to each motor in such a way as to be easily visible. The test records must accompany the motors at all times and must be kept ready for inspection at the operating location. These tests do not replace the mandatory inspection by an official expert every 4 years.

#### 4.7.5.2 Manual chain hoists/installation of trusses

Manual chain hoists may only be used in conjunction with cables that are at least 8 mm thick, and only in halls with suspension points for heavy loads. A suitable end connection (e.g. cable lock) is to be provided. "Cable holders" cannot be utilised with chain hoists for dynamic loads. Please note that all suspension points for light loads (generally these are 50 kg suspension points) are ONLY provided with 5-6 mm cables as standard! The use of manual chain hoists with such suspension points is prohibited. It is absolutely essential that the intention to use manual chain hoists be specified when an order is placed!

Manual chain hoists may only be used for "single line" constructions and must not be used for complex systems.

The load-bearing hook of the chain hoist must be suspended perpendicularly above the load's centre of gravity. The number of people lifting at any time must be equal to the number of manual chain hoists in use! A load must never be lifted unless there is the obligatory manpower! Attention must be given to

## 4.7 Stand design

ensuring that loads are lifted/raised evenly.

Attention must also be given to ensuring that nobody is standing/walking under the load during the lifting operation.

The weight of the manual chain hoists must be taken into consideration on the loading diagram to ensure that the load-bearing points are not overloaded.

All manual chain hoists and polyester round slings must always be secured with an additional steel cable or an approved chain (so-called 'safeties').

### 4.7.5.3 Fasteners

Plastic cable ties must not be used to secure components that are subjected to static loads. Only approved fastening means (including high-strength shackles, screw-lock carabiners) may be used as fasteners and safeties. Attachments that are structurally necessary can only be made using fasteners approved for this purpose (e.g. plastic cable ties are prohibited!).

### 4.7.6 Stand bounding walls

Messe Frankfurt shall erect, in general, standard partition walls having a height of 2.50 m and supporting feet up to 0.12 m in length.

Stands open on one side shall be provided with one rear wall and two side walls. Stands open on two sides shall be provided with either one rear wall and one right or left side wall, or two side walls only. Stands open on three sides shall be provided with one rear wall only.

Stands open on all four sides shall not be provided with any partition walls. The areas of such stands shall be delimited by markings on exhibition hall floors.

In the case of stands open on one side or two sides, 5 cm shall be deducted from the confirmed stand widths in order to obtain the clearances between the inner surfaces of their partition walls.

Under no circumstances shall partition walls be damaged. Messe Frankfurt reserves the right to invoice exhibitors for any repairs that may be required.

In the event that exhibitors or their stand builders shall notice any damage to these plastic-coated walls at the commencement of stand construction, the service office responsible for the hall shall be informed immediately.

Light objects may be attached to stand walls using decoration hooks, which are available from hall service offices. These hooks are to be hung on the top edges of stand wall systems and are capable of supporting loads of 4 kg or less. No more than two such hooks shall be hung on any wall element. The stand wall system employed has plastic-coated surfaces, into which no nails or screws shall be driven, which shall not be painted, and onto which nothing shall be glued. In exceptional cases, Messe Frankfurt Medien und Service GmbH (MFS) shall allow walls to be wallpapered using suitable materials, provided that it shall be reimbursed for the costs of restoring them to their original conditions by exhibitors prior to the commence-

ment of the wallpapering work involved. Affixing lacquered wallpaper, washable wallpaper or any other wallpaper having a barrier coating of any kind to stand wall systems is prohibited. Affixing any self-adhesive tapes, foils, or similar to stand wall systems is also prohibited. Additional partitioning walls for conference cabins on stands or for other subdivisions of stands shall be set up at exhibitors' expense upon request. MFS shall have the work required performed by a specialist company. Fairconstruction also offers exhibitors system stands for rental in a range of standard sizes, equipment and furnishing packages ranging from 9 to 150 m<sup>2</sup>, as well as custom stands for other stand sizes on request. These stands can be ordered using the Fairconstruction stand configurator ([www.fairconstruction.com](http://www.fairconstruction.com)).

### 4.7.7 Advertising media/presentations

Stand and exhibit lettering and company and brand logos shall not exceed the maximum construction height (cf. the addendum hereto). Advertising materials, logos etc. are to be kept at least 1.00 m from the border of the neighbouring stand. Same should have an attractive appearance.

Presentations, visual advertising media, slow-moving and acoustic advertising media, and playback of recorded music shall be allowed, provided that neighbours shall not be disturbed thereby, no traffic jams shall occur in aisles, and Messe Frankfurt's own public ad-

dress system shall not be drowned out. Sound pressure levels at the boundaries of the stands involved shall not exceed 70 dB(A). In the event of violations of that regulation, Messe Frankfurt shall be entitled to take action against offenders and, if necessary, demand that the offending equipment be shut down.

For shows and similar events, the Employers' Liability Association regulations "Event and production locations for stage presentations" DGUV-17/18 must be observed. Messe Frankfurt is to be notified of any shows, or product presentations involving shows, that are planned.

Distribution of printed matter and employment of advertising media by exhibitors is allowed on their own stands only.

#### 4.7.8 Barrier-free construction

Stands should be designed to ensure barrier-free access. It should be possible for mobility-impaired persons to easily access stands and use their facilities without assistance.

#### 4.7.9 Foundations, pits

In the event that exhibitors are planning any foundations, pits or

other structural alterations, scaled plans detailing the loads and dimensions of exhibits and storage areas must be submitted to Messe Frankfurt Venue GmbH's Technical Project Management for its consent by no later than six weeks before the start of the event.

Exhibitors shall be responsible for all associated costs as well as expenses to restore any items altered to their original conditions immediately following conclusion of the event. Orders are to be directed exclusively to Messe Frankfurt. The foregoing general regulations governing stand construction also apply, suitably modified, to stand construction and stands erected on outdoor exhibition areas. In the case of stands to be erected on outdoor exhibition areas, exhibitors shall submit scale floor plans and top/side/perspective view drawings covering the planned stand structures and stand design, complete with their precise dimensions, to Messe Frankfurt Venue GmbH, Technical Event Management, for approval no later than six weeks prior to the start of set-up work. Exhibitors shall be charged for approvals of stands to be erected on outdoor exhibition areas.

Checked, or checkable, static com-

putations shall be included with the sets of drawings submitted. If no checked static computations are submitted, checking by a firm of engineering consultants engaged by Messe Frankfurt shall be required. The charges therefor shall be separately invoiced to exhibitors by the respective firm of engineering consultants.

Insofar as superstructures have been classified as temporary structures, a valid certification book must be submitted. Messe Frankfurt's Technical Event Management must be notified if temporary structures are to be erected. The approval documentation/certification book must be at the stand for approval before the start of the event. The exhibitor/stand constructor will be invoiced for the costs of approving the temporary structure. In the event that exhibitors plan any excavations for foundations, pits, pipelines, cables, flagpoles etc. in outdoor exhibition areas, approvals for same must be obtained from Messe Frankfurt, Technical Event Management, in good time. This work may not be carried out until approval has been obtained. Ground anchors such as ground pegs etc. are not permitted.

---

## 4.8 Outdoor areas

Outdoor areas at Messe Frankfurt are paved or asphalted circulation areas.

During hours of darkness, outdoor areas are illuminated by a general network of street and pavement lighting in accordance with the opening hours of the event. The required utility connections are

present at irregular intervals.

The foregoing general provisions for stand construction shall apply analogously for stands in outdoor areas.

#### 4.8.1 Stand construction permits / stand structures requiring consent

For stands in outdoor areas, dimensioned floor plans and perspective views for the planned stand constructions and stand designs, including the precise dimensions, must be submitted to Messe Frankfurt Venue GmbH's Technical Project Management for its consent by no later than six weeks be-



## 4.8 Outdoor areas

fore the start of set-up. The inspection of stands in outdoor areas is subject to a fee. In the event that structural calculations examined by a second, independent structural engineer are not submitted, Messe Frankfurt will commission a firm of engineering consultants to check the plans and separately invoice the exhibitor for their services. The structural engineer will contact the stand construction manager at a specified time / after consultation to provide assistance and examine structural characteristics, and to inspect the structure for a fee. Due to the additional work entailed, the absence of structural calculations results in additional costs for the exhibitor / stand constructor. Insofar as superstructures have been classified as temporary structures, a valid certification book must be kept at the stand. Messe Frankfurt Venue GmbH's Technical Project Management must be notified if temporary structures are to be erected. The approval documentation / certification book must be at the stand for approval before the start of the event. The exhibitor / stand constructor will be invoiced for the costs of inspecting the temporary structure.

### 4.8.2 Ground anchors / excavations

Ground anchors such as ground pegs etc. are not permitted. In the event that exhibitors are planning any excavations for foundations,

pits, pipelines, cables, flagpoles etc. in outdoor areas, consent for same must be obtained from Messe Frankfurt Venue GmbH's Technical Project Management in good time beforehand. This work may only be carried out by companies commissioned by Messe Frankfurt Venue.

### 4.8.3 Weather-related loads

#### 4.8.3.1 Wind loads

All stand constructions in outdoor areas must be adequate in design and size to withstand the strains resulting from wind loads in accordance with DIN EN 1991-1-4 and the location-specific wind zone.

### 4.8.4 Severe weather warnings

In the event that severe weather is expected and any of the following are forecast:

- Wind gusts > 13 m/s (wind speed > 6 Beaufort scale – including for individual gusts)
  - Severe thunderstorms with wind gusts, torrential rain or hail
  - Torrential rain > 20 l/m<sup>2</sup> in an hour
  - Snowfall up to 10 cm within the next 6 hours
  - Icy surfaces / black ice resulting from the rapid freezing of rain, drizzle or other moisture
- Messe Frankfurt will issue a general severe weather warning to all exhibitors / customers with stand constructions in outdoor areas. Once this has occurred, all exhibi-

tors with stand constructions and/or temporary structures that are vulnerable to wind load must immediately take all measures necessary to shut down operations. The necessary measures must be carried out in accordance with the model approval and/or the structural engineer's specifications / inspection report.

For mobile items/equipment (e.g. small exhibits, furniture, sun umbrellas, small promotional signs/displays etc.), the exhibitor must ensure that these items can be removed and stored quickly at any time in the event of a severe weather warning. Suitable storage capabilities must be maintained at the stand.

### Person responsible

In order to ensure that everyone can be informed directly of severe weather warnings, an individual must be designated as the person responsible for this for every phase of the event (set-up/event/dismantling) by no later than the start of the set-up period. The name and mobile phone number of this person must be provided, and they must remain in the stand/event area in order to be able to immediately carry out the necessary measures for shutting down operations.

## 4.9 Two-storey structures

### 4.9.1 Requests for approval

Two-storey structures require the consent of Messe Frankfurt Venue GmbH's Technical Project Management. Requests must be submitted by no later than six weeks before the start of set-up to:

Messe Frankfurt Venue GmbH  
Technical Project Management  
Ludwig-Erhard-Anlage 1  
60327 Frankfurt am Main  
Germany

Email: [veranstaltungstechnik@messefrankfurt.com](mailto:veranstaltungstechnik@messefrankfurt.com)

Exhibitors shall be charged for checking of plans for two-storey structures. Said charges are exclusive of charges for a required fire alarm system or other fire protection measures that may become necessary.

### 4.9.2 Restrictions applying to stand superstructures, safety clearances and the heights of stand interiors

In the interest of the overall character of the exhibition hall and for safety reasons, Messe Frankfurt reserves the right to withhold approval of two-storey structures at its own discretion.

The clear height of interiors in multi-storey structures must be at least 2.30 m. If 30 m<sup>2</sup> or more of the stand area is covered by the upper storey, this area must be equipped with an automatic fire alarm system. Other measures may also be necessary – please see Item 4.4.1, Tables 1 and 2, for detailed information. The exhibitor is to order any necessary compensatory measures from Messe

Frankfurt Venue GmbH's Technical Project Management.

Messe Frankfurt will arrange for the necessary installations and invoice the exhibitor for the costs entailed.

Structural calculations submitted to Messe Frankfurt for inspection or which have already been inspected will be given to a firm of engineering consultants commissioned by Messe Frankfurt to determine if they are in compliance with the construction plans submitted. In the event that structural calculations examined by a second, independent structural engineer are not submitted, the engineering consultants will inspect the plans themselves and separately invoice the exhibitor for their services. The structural engineer will contact the stand construction manager at a specified time/after consultation in order to inspect the structural characteristics of the stand.

### 4.9.3 Live loads/design loads

The following working load requirements apply to the upper floor of a two-storey stand in an exhibition hall, as perpendicular live loads in accordance with DIN EN 1991-1-1/NA:2010-12 Table 6.1DE:

- The following live load (Cat. C1) is required for limited use by trade visitors or by stand personnel engaged in discussions or assisting customers, i.e. furnished with tables and chairs arranged freely or in separate meeting rooms:  $q_k = 3.0 \text{ kN/m}^2$ .
- The following live load (Cat. C3

or higher) is required for unrestricted use as a freely accessible area for exhibitions and assemblies, either with or without densely arranged seating:  $q_k = 5.0 \text{ kN/m}^2$ .

The intended use must be clearly evident in the plans submitted for consent. The evidence of stand safety must allow for the fact that anchorings are not permitted.

A horizontal load amounting to  $H = q_k/20$  ( $q_k$  = perpendicular live load) at upper floor level must be assumed for a two-storey exhibition stand or grandstand in order to achieve adequate longitudinal and transverse stability.

In accordance with DIN EN 1991-1-1/NA:2010-12 Table 6.12DE, railings and banisters must be designed to withstand a horizontal live load (for areas of Cat. C1 – C4) of  $q_k = 1.0 \text{ kN/m}$  at handrail height.

Evidence showing that the permitted loads on the hall floor have not been exceeded, e.g. by individual supports (also refer to "Technical Data on the Exhibition Halls of Messe Frankfurt") must be provided. For multi-storey structures and special constructions, load-distributing base plates measuring at least 0.20 m x 0.20 m are to be provided beneath the supports; with high loads these must comply with the corresponding structural engineering requirements. Stairs and landings must always be designed for a live load (Cat. T2) of  $q_k = 5.0 \text{ kN/m}^2$ .



## 4.9 Two-storey structures

### 4.9.4 Escape routes / stairways

On the top floors of two-storey exhibition stands, the walking distance from any accessible location to the nearest exhibition hall aisle via the stairway shall not exceed 20.00 m.

All stairway structures shall comply with DIN 18065. The number and inner width of stairs shall depend on the area of the top floor and the number of persons on the top floor (cf. Section 4.4.1):

- Top floor areas up to 100 m<sup>2</sup> and maximum occupancies of less than 200 persons:  
1 stair, minimum width 0.90 m.
- Top floor areas from 100-200 m<sup>2</sup> and maximum occupancies of less than 200 persons:  
2 stairs, minimum width 0.90 m each, arranged oppositely
- Top floor areas from 100-200 m<sup>2</sup> and maximum occupancies of more than 200 persons:  
2 stairs, minimum width 1.20 m each, arranged oppositely
- Top floor areas exceeding 200 m<sup>2</sup>:  
2 stairs, minimum width 1.20 m each, arranged oppositely
- For each additional 100 persons:  
+ 0.60 m inner stair width

Spiral and circular staircases are approved for use as auxiliary stairways. Moving components, such as escalators or rotating stages (special constructions), require the prior consent of Messe Frankfurt Venue GmbH's Technical Project Management. Steps that are wider than 2.40 m must have central handrails. Handrails shall be rigid, provide a secure grip and have no exposed ends.

### 4.9.5 Building materials

All stand construction and decorative materials must comply at least with building materials class B1 of DIN 4102 and/or class B/C s1 d0 of EN 13501-1, i.e. must be flame retardant and neither form toxic gases nor drip while burning.

Special requirements may apply to load-bearing structural elements in the interest of safety. Materials such as rigid polystyrene foam, PVC, or similar, as well as various acrylic glass products, that are readily flammable, drip while burning or form toxic gases shall not be employed. The materials employed shall not contribute to evolution of large volumes of smoke in the event of a fire.

### 4.9.6 Top floors

Guards at least 0.05 m high that will prevent objects from rolling off top floors shall be installed on the flooring of top floors, in the vicinity of railings, if required.

Railings shall comply with Sections 4.6 and 4.9.3 above.

The second floor must be at least 2.5 m away from neighbouring stands, or the side of the top floor adjacent to the neighbouring stand must be closed with a wall at least 2 m high.

The top storey should always be left open to ensure that the effectiveness of the fire extinguishing systems is not impaired. If the ceilings of top storeys are closed, the requirements as shown in table 2 of 4.4 Fire protection and safety regulations shall apply. All of the necessary fire protection measures can be found under Item 4.4.1. In addition to the fire extinguishers already present on the ground floor, at least one approved and suitable fire extinguisher per stairway (in compliance with DIN 14406 / EN3) is to be located in a clearly visible and easily accessible place.

---

## 5. Operational safety, technical safety provisions, technical regulations and utilities

---

### 5.1 General regulations

Exhibitors are responsible for operational safety and maintaining compliance with occupational health and safety and accident prevention regulations on their stands. All set-up and dismantling work shall comply with occupational health and safety and industrial regulations.

#### 5.1.1 Damage

Any and all damage caused by exhibitors or their agents on the

exhibition grounds or in the grounds' buildings or facilities shall be remedied by Messe Frankfurt at said exhibitors' expense following the close of the event.

#### 5.1.2 Coordinating work on the exhibition grounds

Should it be necessary for employees of multiple companies to work at the stand simultaneously (particularly during the set-up/dismantling

phases), their work shall be coordinated by the stand construction manager in accordance with the Occupational Health and Safety Act [ArbSchG] and DGUV Regulation 1 (German Statutory Accident Insurance) if there is the potential for endangering one another. This also applies to work performed at the stand by service partners of the trade fair company.

---

### 5.2 Employment of tools and other equipment

The use of stud guns may be approved on a case-by-case basis. The employment of woodworking machinery that lacks sawdust/chip extraction systems is prohibited. Cranes, forklifts and other devices for loading/unloading may only be used by the Messe Frankfurt's

Logistics Service. The employment of exhibitors' own forklifts is prohibited for safety reasons. If required, forklifts for loading and unloading are available on a fee basis from the Messe Frankfurt Logistics Service.

The utilisation of electric lift trucks

for transporting goods at ground level is permitted. Electric lift trucks may only be used for assembly work on the rented stand area; their use for loading or unloading is prohibited.

---

### 5.3 Electrical installations

#### 5.3.1 Electrical outlets

Every stand that is supplied with electric power is provided with one or more electrical outlets. This is done exclusively by contract partners of Messe Frankfurt and is subject to a fee. The electrical supply shall be shut off one hour after events close on their final day for safety reasons. For safety and fire protection rea-

sons it is necessary that all devices that consume electricity be turned off at the end of every event day when leaving the stand. Exception: Emergency lighting, all systems pertaining to safety and security, refrigerators, computers and servers that are required for stand facilities and which would require a great deal of time/effort were they to be restarted.

#### 5.3.2 Electrical installations on stands

Electrical installations on stands may be carried out by an approved hall electrician. Exhibitors should submit their orders for same directly to the hall electrician. Installation shall be performed by an electrical contractor authorised by Messe Frankfurt.

---

## 5.3 Electrical installations

### 5.3.3 Installation and operating regulations

All electrical systems shall be installed and operated in compliance with the latest safety regulations of the VDE German Electrical Engineering Association, in particular VDE 0100, 0100-718, 0128 and IEC standard 60364-7-711.

Exhibitors shall be fully liable for any damage to Messe Frankfurt's exhibition halls, sections of its buildings, or to exhibition stands or exhibits of other exhibitors that may occur due to defective or incorrectly installed electrical installations.

The percentages of high-frequency or low-frequency interference transmitted to the network shall not exceed those stated under VDE 0160 and VDE 0838 (EN 50 006). For devices and exhibits with frequency converters, the exhibitor shall install suitable universal current-sensitive residual current-operated protective devices (RCD) of type B in accordance with DIN VDE 0664.100.

Furthermore, exclusively insulated

copper wiring of types NYM, H05VV-F and H05RR-F having a minimum cross-sectional area of 1.5 mm<sup>2</sup> shall be employed. All types of wiring shall be employed exclusively in compliance with the regulations of DIN 0281 and 0282 of the VDE (German Electrical Engineering Association).

Employment of any type of flat conductors is prohibited.

Employment of bare electrical wiring or terminals on low-voltage systems is prohibited.

Secondary lines shall be protected against short circuiting and overloading.

### 5.3.4 Safety precautions

All electrical appliances, which give off heat (hot plates, spotlights, transformers etc.) shall be mounted on non-inflammable, heat-resistant, insulating bases in order to provide extra protection. Sufficiently large distances, suited to the quantities of heat generated, from any combustible materials shall be maintained at all times. Lighting fixtures shall not be attached to

any combustible decorations or similar.

### 5.3.5 Emergency lighting

Stands on which existing general emergency lighting is ineffective due to their construction shall require their own additional emergency lighting, as required by VDE 0100-718, which shall be laid out such that it will reliably allow finding one's way to the general escape routes.

### 5.3.6 Equipotential bonding (stand earthing) for metal constructions

The constructor must ensure that all metal constructions (e.g. trusses) with electrical appliances are fitted with an additional equipotential bonding (copper, at least 10 mm<sup>2</sup>) (VDE 0100 Part 711).

The transfer point on the hall floor (stand earthing) can be ordered from Messe Frankfurt Venue GmbH / Infrastructure Services.

---

## 5.4 Water and drain installations

Every stand that is to be supplied with water or a drain will be supplied with one or more connections to water/drain lines. Connections to exhibition hall water and drain lines shall be via 1/2-inch pipes in the case of water lines and 40-mm

pipes in the case of drain lines. Water and drain lines shall be routed over exhibition hall floors to the rear or side walls of stands via the shortest routes. Underfloor/underground routing may be provided on Hall levels 4.0,

8.0 and 9.0 and on outdoor exhibition areas. Within stands, lines will be routed above floor level, along stand walls.

In order to be able to provide exhibitors with rapid assistance in the event that problems arise,

---

## 5.4 Water and drain installations

Messe Frankfurt shall operate an emergency stand-by service, whose location may be obtained from the hall manager's office, on all days of the event in question. Connections on stands shall also be installed exclusively by Messe Frankfurt's contract plumbers.

Charges for additional plumbing fixtures, such as rentals of wash basins, sinks etc., and for installation

of exhibitor-supplied equipment shall be invoiced to exhibitors. Both contracting parties accept the "Terms and Conditions for the Connection and Supply of Water and Drains" as integral parts of the contractual agreement binding upon both of them.

Water supplies shall be shut off on the last day of events, usually one hour before the trade fair closes,

for safety reasons.

All installations within the stand must comply with the current German Drinking Water Ordinance to ensure that the installation and operation of a water connection does not exert any long-term detrimental effects on the quality of the drinking water.

---

## 5.5 Compressed air/gas installations

### 5.5.1 Compressed air installations

Every stand that is to be supplied with compressed air shall be equipped with one or more connections to supply lines. Installation of said connections shall be arranged by Messe Frankfurt.

Max. pressure: 8 bar (A pressure reducer should be used, if required.)

Supplied via compressed air hoses equipped with ball valves:

½" for flow rates up to 1,500 l/min.

¾" for flow rates exceeding

1,500 l/min.

Compressed air shall be supplied commencing on the final day of set-up periods. Thereafter, compressed air shall be supplied on a daily basis, commencing one hour prior to the opening of the event and terminating thirty minutes after it closes.

### 5.5.2 Gas installations

Every stand that may be supplied with gas/natural gas has one or more connections to supply lines.

DVGW regulations regarding installation of items of equipment shall be binding upon exhibitors. Exhaust gases from larger items of equipment shall be conducted outdoors. Installation of connections to supply lines shall be arranged by Messe Frankfurt. Access to shut-off valves for gas systems installed on stands shall be clearly identified by identifying markings (safety markings) thereon complying with ASR A 1.3 ("Health and Safety Signage").

---

## 5.6 Machinery, pressure vessels, exhaust systems

### 5.6.1 Noise generated by machinery

Operation of noisy machinery and other equipment should be restricted in the best interests of all exhibitors and visitors. Noise levels at the boundaries of stands shall not

exceed 70 dB(A).

### 5.6.2 Product safety

Exhibitors of technical equipment have to comply with the provisions of the German Product Safety Act (ProdSG) and the respective appli-

cable harmonised EU regulations. Equipment shall be properly operated for its intended purposes only such that users or third parties shall be protected against hazards to life and limb. Under no circumstances shall machinery or other items of

## 5.6 Machinery, pressure vessels, exhaust systems

equipment be demonstrated without the associated safety equipment. In the event that items of equipment are to be displayed in operation, components thereof or items of safety equipment may be fabricated from transparent materials, provided that the same degree of safety shall be guaranteed. Exhibited equipment may be subjected to visual inspection(s) by a commission during the event involved. In the event that said inspection(s) shall show that the equipment involved fails to comply with the provisions of the Product Safety Act, the Darmstadt Regional Administrative Council (Regierungspräsidium) (Department of Occupational Health and Safety and Technical Safety) may, among other measures, assess a fine or prohibit its exhibition, effective immediately, even if the equipment involved shall have already been set up for exhibition. CE symbols are to be affixed to certain types of machinery and other equipment as visible evidence of compliance with the aforementioned regulations. In order that it may be determined whether applicable regulations have been observed in conjunction with their CE certification, exhibitors shall keep both the associated German-language EU certificates of compliance or manufacturers' certificates of compliance and German-language operating manuals available on their stands at all times.

According to Section 3 (5) of the ProdSG, equipment that fails to comply with applicable EU regulations may be exhibited at trade

fairs, exhibitions, demonstrations or similar events, provided that the exhibitor clearly points out that the respective equipment fails to comply with the provisions of said regulations and may not be purchased until such time as its manufacturer, or its agent domiciled within the EU, shall provide that it complies therewith.

Appropriate safety precautions must be taken when demonstrating machinery or equipment.

Messe Frankfurt Venue GmbH shall be entitled to prohibit the exhibition or demonstration of equipment at any time if, in its opinion, same might cause safety hazards or disturb others. Irrespective thereof, the Darmstadt Regional Administrative Council (Regierungspräsidium) (Department of Occupational Health and Safety and Environment) shall be entitled to issue injunctions prohibiting operation of same.

### 5.6.2.1 Safety equipment

Components of machinery and apparatus shall be placed in operation only if all of their safety equipment is in place and fully operational.

Safe, transparent covers may be used instead of the normal guards. In the event that items of equipment shall not be placed in operation, its safety equipment may be removed in order to allow visitors to inspect the design and workmanship of its exposed components. However, said safety equipment shall remain visibly displayed alongside the machine at all times.

### 5.6.2.2. Inspection procedures

Exhibited items of equipment shall be inspected by the responsible regulatory agency, i.e. the Frankfurt-based Department of Occupational Health and Safety and Environment of the Darmstadt Regional Administrative Council (Regierungspräsidium), jointly with the responsible specialist committees of the associated professional and industrial associations, if applicable, and their compliance or non-compliance with applicable accident prevention and safety regulations determined. In order that CE certifications may be readily verified by the agency, EU certificates of conformity should be available for inspection on stands at all times. Exhibitors who have any doubts about the equipment to be exhibited should contact the responsible agency well in advance of the opening of the trade fair involved.

### 5.6.2.3 Prohibition of operation

In addition, Messe Frankfurt shall be entitled to prohibit the operation of machinery, apparatus or other items of equipment at any time if, in its opinion, their operation might cause personal injuries or property damage.

## 5.6.3 Pressure vessels

### 5.6.3.1 Certificates of approval

Pressure vessels may only be operated at the stand if the testing mandated by the current version of the German Ordinance on Industrial Safety and Health

## 5.6 Machinery, pressure vessels, exhaust systems

(BetrSichV) has been carried out. The test certificates issued based on said testing shall be kept on hand at the exhibition site and presented to the responsible regulatory agencies for inspection upon request.

Information regarding the applicable regulations may be obtained from the

Regierungspräsidium Darmstadt  
Abt. Arbeitsschutz und Umwelt  
Gutleutstraße 138  
60327 Frankfurt am Main  
Telephone +49 69 2714-0  
Fax +49 69 2714-5951

### 5.6.3.2 Testing

In addition to the submission of certifications of structural and hydrostatic pressure testing (EC declaration of conformity and required documentation in German or English), on-site approval is also required. In the event that they are registered by six weeks before the start of the trade fair, pressure vessels subject to inspection can be subjected to an acceptance test at the stand by the German Technical Inspection Association [TÜV] up to one day prior to the opening of the trade fair. An individual responsible

for the pressure vessel must be present at the stand. Inquiries regarding same should be addressed to Messe Frankfurt.

### 5.6.3.3 Rental equipment

Since assessments of pressure vessels manufactured in foreign countries cannot be completed during the relatively short set-up periods, employment of tested rental vessels is to be preferred. Exhibitors shall be charged for rentals of rental containers.

### 5.6.3.4 Inspections by regulatory agencies

The necessary acceptance certificates shall be kept on hand for inspection by regulatory agencies during the event involved. Information on same is available from the Frankfurt-based Department of Occupational Health and Safety and Environment of the Darmstadt Regional Administrative Council (Regierungspräsidium), which is the responsible regulatory agency.

### 5.6.4 Exhaust gases and vapours

Combustible or toxic gases or vapours or gases regarded as offen-

sive by the general public liberated or evolved by exhibits or items of equipment shall not be conducted into exhibition halls.

Same shall be conducted outdoors via suitable exhaust ducts, as stipulated under the currently valid version of the German Federal Pollution Protection Act ("Bundesimmissionsschutzgesetz").

### 5.6.5 Exhaust systems

Installation of exhaust ducts connected to an exhaust outlet for exhausting combustible or toxic gases or vapours or gases regarded as offensive by the general public shall be required. Exhaust ducts extending outdoors shall be installed exclusively by Messe Frankfurt, using its own materials, wherever feasible. Connections to exhibits are to be installed by exhibitors. Orders for such exhaust systems may be submitted informally, but should be accompanied by floor plans indicating where connections should be installed. Cost estimates shall be sent to applicants. Work shall commence only once they have accepted said cost estimates and place their orders.

## 5.7 Employment of compressed gases, liquefied gases and combustible liquids

### 5.7.1 Compressed gas and liquefied gas systems

The storage or use of compressed gas or liquefied gas in the exhibi-

tion halls or in outdoor areas without the written consent of Messe Frankfurt is prohibited.

### 5.7.1.1 Permission for the use of compressed gas bottles

If liquefied gas or other inflammable gases in compressed gas bot-

## 5.7 Employment of compressed gases, liquefied gases and combustible liquids

tles are to be used in the presentation of exhibits, it is necessary to obtain the written consent of Messe Frankfurt Venue GmbH's Technical Project Management in good time beforehand.

In accordance with applicable accident prevention regulations, compressed gas bottles shall be protected against impacts, falling over, tampering by unauthorised persons and sources of heat. Technical Regulations for Hazardous Substances 800 [TRGS 800] must be observed, and designation in accordance with DIN EN 1089 (colour coding) is required. Storage of compressed gas cylinders/tanks in the exhibition hall is to be limited to the daily requirement.

### 5.7.1.2 Employment of liquefied gases

Employment of liquefied gases in exhibition halls is generally prohibited. However, in the case of approved exceptions, i.e. if necessary to accomplish the purpose of the exhibition, a single compressed gas bottle having a content of 11 kg or less may be set up on exhibition stands.

Empty gas bottles shall not be kept or stored on stands or in the exhibition halls. A gas detection system is required in some circumstances. The replacement of cylinders within the exhibition hall

must be agreed with Messe Frankfurt Venue GmbH's Technical Project Management. The exhibitor must check to ensure there are no leaks before commencing operation.

### 5.7.1.3 Installation and maintenance

When installing or maintaining liquefied gas systems, the Technical Rules for Liquefied Gases [DVFG-TRF 2012] (published by the German Technical and Scientific Association for Gas and Water [DVGW] and the German Liquid Gas Association [DVFG]) and DGUV Regulation 80 on the Use of Liquid Gas must be observed. 5.7.1.1. must be observed. The operator of the system must compile an explosion protection document pursuant to Sections 3 and 5 of the Ordinance on Industrial Safety and Health [BetrSichV] and present this with any application for approval. The entire system must be inspected by an expert (qualified person) in accordance with DGUV Guideline 310-005.

## 5.7.2 Combustible liquids

### 5.7.2.1 Operation requirements

Systems that are operated by, or demonstrated using, combustible liquids shall be equipped with non-flammable collecting basins on

their filling fittings, and at other locations where liquids might exit. Any combustible liquids that may enter collecting basins shall be immediately removed and safely disposed of in order to preclude any fire and/or explosion hazards.

### 5.7.2.2 Filling systems with combustible liquids

Due to the fact that filling systems with combustible liquids is particularly hazardous, this may only be done when there are no visitors at the event. It must also be ensured that there are no ignition sources or electrostatic charges present.

### 5.7.2.3 Empty containers

Empty containers that have contained combustible liquids shall not be kept or stored on stands or in exhibition halls.

## 5.7.3 Combustible pastes and other fuels

Heating or cooking devices fired by wood, coal, gas, combustible liquids or combustible pastes are prohibited.

---

## 5.8 Asbestos and other hazardous materials

Employment or use of building materials that contain asbestos or products that contain asbestos or any other hazardous materials is prohibited.

The bases for this injunction are the German Act on Protection Against Hazardous Substances (ChemG), BGBl I (German Federal Law Gazette I), Part I, Page 1703, in

conjunction with the German Regulation on Prohibited Chemicals (ChemVerbotsV), and the Regulation on Hazardous Substances (GefStoffV).

---

## 5.9 Movie and TV screenings, slide shows and other presentations, stages

Spectator rooms which are larger than 100 m<sup>2</sup> and/or intended for more than 100 visitors shall have at least two exits leading directly to exhibition hall aisles. Said exits shall be as widely separated as

possible and situated on opposite sides of said rooms. Auditoriums accommodating more than 200 people require a special permit (please see Item 4.5).

The provisions of Section 40 of H-VStättR [Hessian guidelines on public meeting places] shall apply for stages/platforms > 50 m<sup>2</sup>.

---

## 5.10 Radiation protection

### 5.10.1 Radioactive materials

Handling or using radioactive materials requires approval pursuant to the German Radiation Protection Regulations (StrlSchV); this also applies to exhibiting such materials. Said approval shall be applied for in writing with the authorities responsible for the exhibition site

and submitted to Messe Frankfurt no later than six (6) weeks prior to the opening of the trade fair in question.

In the event that approval has already been granted, it shall be shown that the planned handling or use of radioactive materials on the exhibition grounds is legally

justified.

The fire protection authorities of the city of Frankfurt am Main (Branddirektion, Vorbeugender Brandschutz) shall be informed in writing regarding approved handling or use of radioactive materials and the installation/usage sites involved.



## 5.10 Radiation protection

### 5.10.2 X-ray systems and sources of broadcast interference

Operation of X-ray systems or sources of broadcast interference requires approval and shall be coordinated with Messe Frankfurt. The provisions of the Regulation on Protection Against Injuries Due to X-Radiation (RöV) shall be observed at all times.

According to §§ 3, 4, 5 and 8, RöV, operation of X-ray systems or sources of broadcast interference requires either approval or notification thereof. The responsible regulatory agency is the Regierungspräsidium Darmstadt, Abt. Arbeitsschutz und Umwelt Dezernat IV / F45.2

Gutleutstraße 138

60327 Frankfurt am Main

Tel. +49 69 2714-1958 or

Tel. +49 69 2714-1961

to whom applications for approval or notifications shall be informally submitted in triplicate at least four (4) weeks prior to the opening of the event involved.

The fire protection authorities of the city of Frankfurt am Main (Branddirektion, Vorbeugender Brandschutz) shall be informed in writing regarding approved operation and the installation/usage sites of X-ray systems and sources of broadcast interference.

### 5.10.3 Laser systems

Messe Frankfurt must be notified if lasers or laser systems are to be used. The "Registering a laser sys-

tem" form is to be obtained from Messe Frankfurt Venue GmbH's Technical Project Management, filled out and submitted.

The operation of laser systems is to be reported to the responsible authorities pursuant to Section 6 of the Accident Prevention Regulations for Laser Radiation [DGUV Regulation 11]. The operation of laser systems must be in compliance with the requirements of the German occupational health and safety regulations on artificial optical radiation 2006/25/EG / OStrV, Technical Rules for Laser Radiation [TROS Laserstrahlung], DIN EN 60825-1 and DIN EN 12254; show lasers must also meet the requirements of DIN 56912.

There must be technical and/or organisational measures in place to ensure that no one is exposed to laser radiation above the maximum permissible dose when adjusting or operating the laser system. When laser systems of Class 3R, 3B or 4 are demonstrated at exhibitions or trade fairs, it must be ensured that no uncontrolled reflected radiation can occur, and that the laser area around the laser facilities is restricted using barriers or covers bearing the laser warning symbol so that it is not accessible to people (German occupational health and safety regulations on artificial optical radiation (OStrV), Section 7).

Furthermore, the operation of Class 3R, 3B or 4 laser systems at

stands is only permitted if they have been inspected by a publicly appointed and sworn authority before the start of the trade fair and declared safe. A copy of the "Inspection protocol for temporary installations" is to be submitted to Messe Frankfurt Venue GmbH. A tour inspection does not take the place of an inspection on site. In the event that the operator modifies or adds to the laser system after the inspection by a publicly appointed and sworn authority has taken place, the permission to operate the system becomes null and void. Should this occur, Messe Frankfurt Venue GmbH shall be entitled to turn off the power supply to the stand or to confiscate the laser system (the system would be returned on the final day of the trade fair after the event has closed).

### 5.10.4 LED

Frankfurt Venue GmbH's Technical Project Management must be notified if very powerful or very bright LED systems or spotlights of Risk Class 2 or 3 are to be used. Suitable extinguishing units/agents are to be kept in the direct vicinity of all LED systems and must be ready to use at all times. The rear of LED walls/screens must remain accessible to the fire brigade without the use of tools.

## 5.11 High-frequency equipment, radio systems, electromagnetic compatibility and harmonics

The operation of high-frequency equipment, radio transmitters or other devices emitting electromagnetic radiation requires the approval of the Federal Network Agency [Bundesnetzagentur] and of Messe Frankfurt. The frequency bands and transmission power must be specified in order to ensure an even distribution of frequencies and to help avoid any mutual interference where possible.

The fire protection authorities of the city of Frankfurt am Main (Branddirektion, Vorbeugender Brandschutz) shall be informed in writing regarding approved operation and the installation/usage sites of high-frequency equipment, radio transmitters or other devices emitting electromagnetic radiation. The operation of high-frequency equipment or radio transmitters shall only be approved if it is in

compliance with the provisions of the German Telecommunications Act [TKG] and the Electromagnetic Compatibility of Equipment Act [EMVG]. Operation of paging systems, microphone systems, intercommunications systems and radio-communication systems requires the approval of the Bundesnetzagentur für Elektrizität, Gas, Telekommunikation, Post und Eisenbahnen, Außenstelle Eschborn  
Auf der Ludwigshöhe 204  
64285 Darmstadt  
Tel. +49 6151 170-255  
Fax +49 6151 170-181

Irrespective of any approvals issued by said agency, placing wireless paging systems into operation requires the approval of Messe Frankfurt in order that the frequency bands involved will be evenly distributed and interference will be

precluded to the maximum extents feasible.

Said approval shall be applied for with Messe Frankfurt, stating the technical data of the systems to be involved. Orders for assignment of frequency bands shall be submitted on the respective order form. The provisions of the 26<sup>th</sup> Regulation on the Implementation of the German Federal Pollution Protection Act ("26. Verordnung zur Durchführung des Bundesimmissionsschutzgesetzes") shall be observed whenever exhibits or stand decorations that employ electric, magnetic or electromagnetic fields are exhibited or employed. Messe Frankfurt shall be notified regarding any sources of strong magnetic fields present on stands and their respective locations.

## 5.12 Cranes, forklifts, and empty packings

For safety reasons, the operation of exhibitors' own lifting equipment on the exhibition grounds is prohibited. Only the equipment of Messe Frankfurt and its official logistics partners may be operated. Forklift and crane services on the exhibition grounds can only be ordered from Messe Frankfurt; these services will be performed by its logistics partners. The same shall apply for the storage of freight/goods and empty packaging during the event.

Customs clearances for temporary or permanent imports, on the other

hand, will be provided and invoiced directly by the logistics partners. The latest version of the General Terms and Conditions for German Freight Forwarders ("Allgemeine Deutsche Spediteurbedingungen" (ADSp)) and the Schedule of Freight Forwarding Rates for Trade Fairs and Exhibitions in Frankfurt ("Speditionstarif für Messen und Ausstellungen in Frankfurt") shall apply to all freight forwarding orders on the exhibition grounds. No empty packaging or combustible materials of any kind are to be stored in halls, either inside or out-

side stands.

Packaging must be removed as soon as it is empty. It can be stored by the Messe Frankfurt's Logistics Services:

Logistics Services  
Cargo Center Messe Frankfurt  
Ludwig-Erhard-Anlage 1  
60327 Frankfurt am Main  
Tel.: +49 69 75 75-60 75  
Fax: +49 69 75 75-9 6075  
logistics@messefrankfurt.com

No packaging material or exhibits must be left in hall aisles, even for a short period.

---

## 5.13 Musical reproduction

Any kind of musical reproductions shall be subject to provisions of the German Act for Protection of Copyright and Related Property Rights ("Urheberrechtsgesetz"), Section 15 of the German Copyright Act ("Urhebergesetz") (German Federal Law Gazette [BGBl], and shall require the approval of GEMA, the musical authors' rights society, which may be reached at:  
GEMA Generaldirektion Berlin  
Postal address:  
Postfach 30 12 40  
10722 Berlin  
Office address:  
Bayreuther Straße 37  
10787 Berlin  
Telephone +49 30 212 45-00  
Fax +49 30 212 45-950

messe@gema.de  
gema@gema.de  
www.gema.de

Musical reproductions that have not been registered with GEMA may result in damage claims being filed by the latter (cf. Section 97 of the Copyright Act).

For events featuring musical performances where high sound pressure levels (volumes) are expected, the contracting party is responsible for determining what, if any, safety measures are required to prevent injury to listeners. The contracting party is responsible for taking these measures. The contracting party must limit the volume such that visitors and third parties are

not injured during the event (hearing loss etc.). Generally recognised engineering standards are set out in DIN 15905 "Event Technology – Sound Engineering – Part 5: Measures to prevent the risk of hearing loss of the audience by high sound exposure of electroacoustic sound systems". The contracting party must comply with these standards. Furthermore, the contracting party must ensure that there is a sufficient quantity of hearing protection devices (e.g. earplugs) on hand and provide these to visitors on request unless any danger to visitors through excessive sound pressure can be excluded. There must be clear notification of this.

---

## 5.14 Beverage dispensing systems

The installation and operation of beverage dispensing systems is no longer subject to registration; however, the operator of a beverage dispensing system has sole responsibility for its safety and hygiene. It must be possible to demonstrate that said systems are free of any technical or hygienic concerns, and

this may in some cases be tested by the Ordnungsamt. EU Regulation No. 852/2004 of the European Parliament and Council dated 29 April 2004 on food hygiene shall apply. The monitoring of beverage dispensing systems is performed by the veterinary and food safety

department at the  
Stadt Frankfurt am Main  
Ordnungsamt  
Kleyerstraße 86  
60326 Frankfurt am Main  
Tel. +49 69 212 47099  
E-Mail: veterinaerwesen@stadt-frankfurt.de

---

## 5.15 Food inspections

In the event that free samples of foods or beverages are to be distributed for consumption on site, statutory regulations must be observed, particularly the German Food Hygiene Regulations [LMHV] and Regulation (EU) No 1169/2011 on the provision of food information to consumers [LMIV].

Exhibitors should contact the  
Stadt Frankfurt am Main  
Ordnungsamt  
Kleyerstraße 86  
60326 Frankfurt am Main  
Tel. +49 69 212 47099  
E-Mail: veterinaerwesen@stadt-frankfurt.de

Over-the-counter sales of food or beverages at events (including cash sales) is prohibited. Said prohibition explicitly includes the final days of events.

---

## 5.16 Vehicle and driving demonstrations

Vehicle demonstrations of all kinds (in exhibition halls and in outdoor areas) require an application and are subject to consent. For more information, please contact Messe

Frankfurt Venue GmbH's Technical Project Management: [veranstaltungstechnik@messefrankfurt.com](mailto:veranstaltungstechnik@messefrankfurt.com).

## 6. Environmental protection

Messe Frankfurt is fully committed to protection of the environment. As a contracting party of Messe Frankfurt, exhibitors must ensure that their own contracting parties

(e.g. stand constructors) are also obligated to observe all rules and regulations pertaining to environmental protection. Exhibitors shall be obliged to comply with all regulations

related to preservation of species, and shall be held legally and financially responsible for their participation in exhibitions.

### 6.1 Waste

All the following provisions are based on the Waste Management Act [KrWG, as amended], the associated regulations and ordinances, particularly the Commercial Waste Ordinance [GewAbfV], state laws and municipal codes.

Exhibitors shall be responsible for proper, environmentally friendly disposal of waste arising during set-up and dismantling of their stands, as well as during the event. The exhibitor is considered to be the party that generated this waste. Collection and transport of waste for recycling or disposal shall be handled solely by Messe Frankfurt or its appointed contractors.

#### 6.1.1 Waste disposal

In accordance with the principles of recycling management, the primary objective is to avoid the creation of waste at the exhibition grounds, and exhibitors and their contractors are obligated to work effectively towards this goal in every phase of the event. This objective must be taken into account during the planning stage and coordinated with all involved.

In general, reusable, environmentally friendly materials are to be used for stand construction and operation.

The exhibitor and any stand construction companies they work with are responsible for cleaning their stand and disposing of waste during the event, as well as for disposing of any waste and special waste that is created during set-up and dismantling. These disposal services may be ordered from Messe Frankfurt using the corresponding form. Messe Frankfurt is to be entrusted with the proper disposal of any waste requiring disposal that is created during set-up and dismantling.

Messe Frankfurt levies an environmental fee to cover the disposal of the average usual waste volume generated during the event (excl. set-up and dismantling period).

The exhibitor and/or any stand construction companies they work with are responsible for sorting their waste into recyclable materials and refuse.

Vacating exhibition areas after the end of the event: The exhibitor must return the exhibition area in

a clean state by no later than the end of the dismantling period. Adhesive tape, paint residues etc. must be completely removed. If a request is made with the hall inspector's office, the exhibition area will be inspected jointly with the exhibitor's representative and its proper return confirmed in writing. If the exhibition area is not returned in proper condition, Messe Frankfurt will have it cleaned and restored at the exhibitor's expense. The exhibitor's liability for accidents and other consequential damages does not end until the area has been properly cleaned and restored. Any materials left behind will be disposed of at increased rates at the exhibitor's/organiser's expense, without their value being assessed.

#### 6.1.2 Hazardous waste

Exhibitors and their contracting parties (e.g. stand constructors) shall be obliged to report wastes such as batteries, lacquers, solvents, lubricants, paints etc. that are explosive or flammable, or whose type, characteristics or

---

## 6.1 Waste

quantity make them particularly hazardous to health, air or water, to Messe Frankfurt, and to have Messe Frankfurt dispose of them properly.

Specially designated receptacles

have been set up on the exhibition grounds for smaller quantities of these materials.

### 6.1.3 Waste brought onto the exhibition grounds

Any materials or wastes that are not produced in conjunction with the event or with set-up and dismantling work shall not be brought onto the exhibition grounds.

---

## 6.2 Water, waste water, soil protection

### 6.2.1 Oil/grease traps

The quantities of oil/grease conducted into the sewer system shall not exceed the usual household quantities. In the event that quantities of waste water containing oil and/or grease exceeding same are to be conducted into the sewer system, employment of oil/grease traps shall be required. These must be in compliance with generally recognised engineering standards. If mobile catering equipment is to be

employed, exhibitors shall make certain that oils and grease shall be separately trapped and disposed of separately.

### 6.2.2 Stand cleaning/cleaning agents

Messe Frankfurt shall assume responsibility for cleaning stands at exhibitors' expense if exhibitors have placed orders for same. Messe Frankfurt shall contract cleaning operations out to cleaning

companies that have been selected to perform the work involved. Exhibitors shall not be entitled to contract cleaning work out to contractors on their own.

Cleaning agents containing solvents hazardous to health shall be employed only in exceptional cases and in accordance with regulations.

---

## 6.3 Environmental pollution

Exhibitors shall immediately notify Messe Frankfurt regarding environmental hazards/pollution due to, e.g. petrol, oil, solvents or paints.

### 6.3.1 Packaging materials

The German Packaging Regulation ("Verpackungsverordnung") dated 21 August 1998 (German Federal Law Gazette [BGBl] I, p. 2379 including amendments) obliges manufacturers and sellers to either accept return of packaging, such as cartons, foils, crates, pallets etc., or

to have the materials involved recycled. In the event that packaging will be required again for dismantling, exhibitors can arrange for its storage by Messe Frankfurt Logistics Services. Exhibitors may have packaging materials that are no longer needed sent off for recycling by Messe Frankfurt.

### 6.3.2 Kitchen waste

Kitchen and catering waste shall be collected and carefully sorted into plastics, glass, paper and garbage.

Exhibitors who would rather not handle waste disposal themselves may order waste disposal services from Messe Frankfurt.

### 6.3.3 Manufacturing wastes

Incidences of manufacturing wastes shall be reported to Messe Frankfurt, stating the types and quantities of the materials involved.

### 6.3.4 Stand components

Exclusively PE or PP adhesive tapes shall be employed for laying carpe-

---

## 6.3 Environmental pollution

ting and cover foils. Waste shall be deposited in the waste containers supplied by Messe Frankfurt during set-up and dismantling periods.

Orders for disposal of bulk materials may also be placed with Messe Frankfurt.

---

## 7. General information

Messe Frankfurt's House Rules apply throughout the entire exhibition grounds.

Exhibitors are responsible for operational safety and for compliance with occupational safety and accident prevention regulations on their stands, and shall be liable for any damages that result from the construction or operation of their stands or the exhibits thereon.

The exhibitor and their contracting parties must ensure that their set-up and dismantling activities do not endanger any other persons present in the venue. Insofar as necessary, the exhibitor and their contracting parties must ensure that their activities and work are properly coordinated. If this is not possible, they must temporarily

halt work and contact Messe Frankfurt Venue GmbH. Throughout the entire set-up and dismantling periods, conditions inside and outside the exhibition halls and in outdoor areas are similar to those on a building site, and personnel must be informed of the particular hazards involved.

Throughout the setup and dismantling periods, conditions inside and outside the exhibition halls and in outdoor exhibition areas are similar to those on a building site. The exhibitor must inform their personnel of the hazards involved.

Hall aisles are rescue routes and must be kept clear during set-up and dismantling phases, as well as during the event. Storage of

stand construction materials, empty packaging and exhibits in the aisles is therefore prohibited. Representatives of the State Agency for Occupational Health and Safety Facilities ("Staatliches Amt für Arbeitsschutz und Sicherheitstechnik"), regulatory authorities, institutions for statutory accident insurance and prevention, police, fire brigades and Messe Frankfurt are to be granted access to the stand at any time in order to inspect operational safety and accident prevention measures. In the event that safety hazards are found, the instructions of the aforementioned organisations are to be followed without delay.

---

### 7.1 Limitation of Liability

Messe Frankfurt assumes no duty of care for exhibited goods or stand facilities and, in this respect, accepts no liability whatever for damage or loss. This disclaimer of liability is by no means restricted by guarding or surveillance measures implemented by Messe Frankfurt. All cases of damage must be reported to the police, to the insurance company and to Messe Frankfurt without delay.

In other respects, Messe Frankfurt only ever assumes liability in cases of wilful intent or gross negligence. Messe Frankfurt also accepts liability for damages caused by simple negligence as long as such negligence relates to an infringement of those contractual duties which are of essential importance for fulfilment of the purpose of the contract (material contractual obligations).

In such cases, claims for damages

shall be limited to the typical damages that were foreseeable when the contract was concluded. In this respect, Messe Frankfurt shall not accept any liability whatever for indirect damage or consequential damage caused by a defect, particularly including lost profits. The aforementioned disclaimer of liability does not apply to death, physical injury or damage to health.



## Technical data for Messe Frankfurt's exhibition halls

As of: June 2019



# Technical data for the exhibition halls

light+building

Hall level	Construction	Gross area in m²	Hall dimensions L x W in m *1	Hall dimensions H in m	Hall floors Type	Hall floors Load-bearing capacity in kN/m² *3	Hall doors Door no.	Hall doors W x H in m
1.0	Reinforced concrete structure	7,733	129 x 65	4.45	Mastic asphalt	HGV 30 *2	1 2	4.80 x 4.40 4.80 x 4.40
1.1	Reinforced concrete structure	8,883	140 x 64	4.35	Asphalt screed	12.5		
1.2	Reinforced concrete structure spanned / self-supporting	8,994	140 x 64	7.50–15.30	Asphalt screed	12.5		
2.0	Solid construction / steel construction	5,646	64 x 109	Gallery 4.50 Dome 29	Synthetic resin screed with epoxy resin coating	10; around periphery 5	1	3.50 x 4.00
Forum 0	Solid construction / steel/glass	2,358	67 x 30	8.00	Polished aggregate	12.5 (HGV 30) *2	1 2	3.90 x 2.90 4.90 x 2.90
Forum 1	Solid construction / steel/glass	2,432	67 x 36	6.50	Parquet	10		
3.0	Reinforced concrete structure / steel structure / glass-concrete façade	18,495	161 x 114	9.10 *8	Asphalt with service ducts	25 (HGV 30) *2	1 2 3 4 5 6 7 8 9 10 Sliding door E1	4.90 x 4.90 4.90 x 4.90 4.90 x 4.90 4.40 x 3.40 4.90 x 4.90 4.90 x 4.90 4.90 x 4.90 4.90 x 4.90 4.40 x 3.60 3.50 x 3.30 *14
3.1	Reinforced concrete structure / steel structure / glass-concrete façade	18,736	161 x 116	8.80-15.24 *11	Asphalt with service ducts	15		

G = catering, F = fire brigade, L = goods lift, P = passenger lift

<sup>\*1</sup> Hall dimensions are not equivalent to gross exhibition area

<sup>\*2</sup> HGV 30 (heavy goods vehicle) in accordance with DIN 1072

<sup>\*3</sup> Please refer to the load-bearing capacity plan for the floor and to the permissible utility vehicles, Construction Management department

<sup>\*8</sup> Around northern periphery 7.20 m

<sup>\*11</sup> Western periphery, maintenance walkway with a clear height of 5.40 m /

please note struts / southern periphery with a clear height of 5.00 m. Please note: crane on E1 / 20-tonne lifting capacity, 3.3 m hook height (less the load-lifting equipment)

<sup>\*14</sup> Size of door entrance up to lower edge of crane mount

# Technical data for the exhibition halls

light+building

Hall level	Suspended ceiling	Suspensions from the ceiling	Natural light / illumination in lux	Heating Air conditioning Ventilation	Fire alarm system	Lifts Lift no.	Lift cabin dimensions W x L in m	Door dimensions W x L in m	Maximum load in kg
1.0	-	No	No	Cross ventilation / fans	Sprinklers	A 101 L A 102 L	1.80 x 3.50 1.80 x 3.50	2.00 x 2.50 2.00 x 2.50	4,000 4,000
1.1	-	Yes, after consultation with the Infrastructure Services department	-/400	Warm-air heating / air conditioning system	Sprinklers	A 103 F A 104 F A 105 F A 106 F A 107 L A 108 L	1.80 x 3.50 1.80 x 3.50 1.80 x 3.50 1.80 x 3.50 2.80 x 5.50 2.80 x 5.50	2.00 x 2.50 2.00 x 2.50 2.00 x 2.50 2.00 x 2.50 3.00 x 3.60 3.00 x 3.60	4,000 4,000 4,000 4,000 6,500 6,500
1.2	-	Yes, after consultation with the Infrastructure Services department	+/-400	Warm-air heating / air conditioning system	Sprinklers	A 109 L A 110 L A 111 P A 112 G A 113 G	1.80 x 3.50 1.80 x 3.50 1.10 x 1.35 1.10 x 1.35 1.10 x 1.35	2.00 x 2.50 2.00 x 2.50 0.80 x 2.10 0.80 x 2.10 0.80 x 2.10	4,000 4,000 630 630 630
2.0	-	Yes, after consultation with hall technicians	+/-950	Warm-air heating	Smoke alarms – East	A 201 L A 203 L	1.80 x 2.50 1.80 x 4.10	2.00 x 2.15 2.00 x 2.25	3,000 4,000
Forum 0	-	15 kN per suspension point (for vertical loads only)	+/-300	Air conditioning / heating / ventilation	Smoke alarms / sprinklers	For A1 L For A2 L For A3 G For A4 P For A5 P	2.70 x 5.10 2.70 x 5.10 1.20 x 3.30 1.20 x 2.10 1.20 x 2.10	2.70 x 3.00 2.70 x 3.00 1.00 x 2.10 1.00 x 2.10 1.00 x 2.10	10,000 10,000 2,000 1,000 1,000
Forum 1	-	3-28 kN per suspension point (for vertical loads only)	+/-500	Air conditioning / heating / ventilation	Smoke alarms / sprinklers	For A6 G For A7 L For A8.1 L For A8.2 L	1.20 x 3.30 2.00 x 3.04 2.00 x 3.20 2.00 x 3.20	1.00 x 2.10 2.00 x 2.00 None None	2,000 3,000 1,500 3,000
3.0	-	Yes, please refer to the suspension plan (Infrastructure Services department) p = 3-5 kN (for vertical loads only)	+/-300	Warm-air heating / air conditioning	Smoke alarms / sprinklers	A 301 G A 302 L A 303 L A 304 F A 305 F A 306 P A 307 P A 308 L A 309 L	4.00 x 5.50 4.00 x 5.50 4.00 x 5.50 4.00 x 5.50 4.00 x 5.50 1.10 x 2.10 1.10 x 2.10 4.00 x 5.50 4.00 x 5.50	4.00 x 3.70 4.00 x 3.70 4.00 x 3.70 4.00 x 3.70 4.00 x 3.20 0.90 x 2.10 0.90 x 2.10 4.00 x 3.20 4.00 x 3.20	15,000 15,000 15,000 15,000 15,000 1,000 1,000 15,000 15,000
3.1	-	Suspension points with 5 kN load per point (for vertical loads only)	+/-300	Warm-air heating / air conditioning	Smoke alarms / sprinklers	A 310 P A 311 P A 312 F/G	1.10 x 2.10 1.10 x 2.10 4.00 x 5.50	0.90 x 2.10 0.90 x 2.10 4.00 x 3.20	1,000 1,000 15,000

# Technical data for the exhibition halls

light+building

Hall level	Construction	Gross area in m <sup>2</sup>	Hall dimensions L x W in m <sup>*1</sup>	Hall dimensions H in m	Hall floors Type	Hall floors Load-bearing capacity in kN/m <sup>2</sup> <sup>*3</sup>	Hall doors Door no.	Hall doors W x H in m
4.0	Reinforced concrete structure	11,267	119 x 106	7.50 north and south side, lintel clearance 4.00	Steel-concrete slabs on sand <sup>*4</sup>	25	1 2 3 4 9 10	5.70 x 4.20 5.70 x 4.20 5.70 x 4.20 5.70 x 4.20 5.70 x 4.20 5.70 x 4.20
4.1	Reinforced concrete structure	15,685	119 x 144	4.50	Mastic asphalt	12.5	11	5.70 x 4.20
4.2	Reinforced concrete structure	15,746	119 x 144	4.50	Mastic asphalt	12.5		
4.3	Reinforced concrete structure	20,599	164 x 143	4.40	Steel-concrete slabs	5		
4.4	Reinforced concrete structure	16,985	139 x 129	-	Concrete	3.5		
CMF Harm.	Reinforced concrete structure	1,833	42 x 59	6.90–10.00	Parquet	10		

G = catering, F = fire brigade, L = goods lift, P = passenger lift

<sup>\*1</sup> Hall dimensions are not equivalent to gross exhibition area

<sup>\*2</sup> HGV 30 (heavy goods vehicle) in accordance with DIN 1072

<sup>\*3</sup> Please refer to the load-bearing capacity plan for the floor and to the permissible utility vehicles, Construction Management department

<sup>\*4</sup> With floor/supply ducts

# Technical data for the exhibition halls

light+building

Hall level	Suspended ceiling	Suspensions from the ceiling	Natural light / illumination in lux	Heating Air conditioning Ventilation	Fire alarm system	Lifts Lift no.	Lift cabin dimensions W x L in m	Door dimensions W x L in m	Maximum load in kg
4.0	-	HTA 28/15 p = 0.5 kN/m e = min. 0.25	-/420 Dimmable	Warm-air heating / air conditioning system	Sprinklers	A 401 G A 403 L A 404 L A 406 L A 407 P	1.10 x 1.40 1.80 x 2.70 2.80 x 6.30 1.80 x 2.70 1.70 x 1.70	0.90 x 2.00 1.90 x 2.45 2.90 x 2.50 1.90 x 2.45 1.00 x 2.00	825 3,000 10,000 3,000 1,350
4.1	-	HTA 28/15 p = 0.5 kN/m e = min. 0.25	-/420 Dimmable	Warm-air heating / air conditioning system	Sprinklers	A 408 P A 409 P A 410 P A 411 G A 412 G	1.70 x 1.70 1.70 x 1.70 1.70 x 1.70 1.10 x 1.40 1.10 x 1.40	1.00 x 2.00 1.00 x 2.00 1.00 x 2.00 0.90 x 2.00 0.90 x 2.00	1,350 1,350 1,350 630 625
4.2	-	HTA 28/15 p = 0.5 kN/m e = min. 0.25	-/420 Dimmable	Warm-air heating / air conditioning system	Sprinklers	A 413 F A 414 L A 416 F A 417 G A 418 G	1.80 x 2.70 2.80 x 6.30 1.80 x 2.70 0.80 x 0.60 0.80 x 0.60	1.90 x 2.45 2.80 x 2.95 1.90 x 2.45 0.80 x 1.20 0.80 x 1.20	3,000 10,000 3,000 100 100
4.3	-	No	+/-420 Dimmable	Open construction	Sprinklers	A 419 G A 420 P A 421 P	0.80 x 0.60 1.50 x 1.45 1.60 x 2.00	0.80 x 1.20 1.10 x 2.10 1.20 x 2.10	100 1,000 1,600
4.4	-	No	+/-420 Dimmable	Open construction	None				
CMF Harm.	-	Yes, after consultation with hall technicians	-/580	Climate control system	Smoke alarms / sprinklers	CMF A1 L CMF A2 P CMF A3 P CMF A4 P	3.00 x 5.95 1.73 x 2.20 1.73 x 1.30 1.73 x 1.30	3.00 x 3.50 1.60 x 2.10 1.10 x 2.10 1.10 x 2.10	5,000 3,000 1,250 1,250

G = catering, F = fire brigade, L = goods lift,  
P = passenger lift

# Technical data for the exhibition halls

light+building

Hall level	Construction	Gross area in m <sup>2</sup>	Hall dimensions L x W in m <sup>*1</sup>	Hall dimensions H in m	Hall floors Type	Hall floors Load-bearing capacity in kN/m <sup>2</sup>  <sup>*3</sup>	Hall doors Door no.	Hall doors W x H in m
6.0	Reinforced concrete skeleton construction	9,081	149 x 59	6.75 <sup>*7</sup>	Asphalt base layer <sup>*4</sup>	25 (HGV 30) <sup>*2</sup>	1 2 3 4 5	3.90 x 3.90 3.90 x 3.90 4.35 x 3.90 3.90 x 3.50 3.90 x 3.10
6.1	Reinforced concrete skeleton construction	8,858	149 x 65	4.20	Screed with plastic layer	15	6	3.40 x 3.90
6.2	Reinforced concrete skeleton construction	8,631	149 x 65	4.20	Screed with plastic layer	5		
8.0	Reinforced concrete skeleton construction	30,223	181 x 181	11.75 <sup>*5</sup>	Steel-concrete slabs on sand <sup>*4</sup>	25 (HGV 30) <sup>*2</sup>	1 2 3 4 5 6 7 9	4.50 x 4.35 4.50 x 4.35 4.70 x 4.35 4.50 x 4.35 4.50 x 4.35 4.50 x 4.35 6.80 x 3.60-7.60 4.70 x 3.55

G = catering, F = fire brigade, L = goods lift,  
P = passenger lift

<sup>\*1</sup> Hall dimensions are not equivalent to gross exhibition area

<sup>\*2</sup> HGV 30 (heavy goods vehicle) in accordance with DIN 1072

<sup>\*3</sup> Please refer to the load-bearing capacity plan for the floor and to the of permissible utility vehicles, Construction Management department

<sup>\*4</sup> With floor supply ducts

<sup>\*5</sup> Please note: five hall cranes / 10-tonne maximum load / 9.45 m to lower edge

of hall crane  
<sup>\*7</sup> 4.50 m in niches on north and south periphery

# Technical data for the exhibition halls

light+building

Hall level	Suspended ceiling	Suspensions from the ceiling	Natural light / illumination in lux	Heating Air conditioning Ventilation	Fire alarm system	Lifts Lift no.	Lift cabin dimensions W x L in m	Door dimensions W x L in m	Maximum load in kg
6.0	-	HTA 28/15 p = 0.5 kN/m e = min. 0.25	-/300	Warm-air heating / air conditioning system	Smoke alarms / sprinklers	A 601 L A 602 L A 603 L A 604 L A 605 L	1.70 x 2.50 1.70 x 2.50 1.70 x 2.40 1.68 x 2.40 1.68 x 2.40	1.60 x 2.05 1.60 x 2.05 1.80 x 1.95 1.80 x 1.93 1.80 x 1.93	3,000 3,000 3,000 3,000 3,000
6.1	-	HTA 28/15 p = 0.5 kN/m e = min. 0.25	-/300	Warm-air heating / air conditioning system	Smoke alarms / sprinklers	A 606 L A 607 F A 608 P A 610 L A 612 L	1.68 x 2.40 1.94 x 2.00 1.52 x 1.96 3.04 x 6.80 1.68 x 2.40	1.80 x 1.93 1.25 x 1.98 0.87 x 1.98 3.18 x 3.80 1.80 x 1.93	3,000 2,000 1,350 7,500 3,000
6.2	-	HTA 28/15 p = 0.5 kN/m e = min. 0.25	-/300	Warm-air heating / air conditioning system	Smoke alarms / sprinklers	A 613 L A 614 L A 616 L	1.68 x 2.40 3.80 x 8.40 2.90 x 4.10	1.80 x 1.93 3.80 x 3.10 2.90 x 2.20	3,000 11,000 8,500
8.0	-	Yes <sup>*10</sup>	+/400	Warm-air heating / air conditioning system	Sprinklers	A 801 L A 802 G A 803 G A 804 G A 805 G	1.70 x 2.40 # # # #	1.80 x 1.85 # # # #	3,000 100 100 100 100

G = catering, F = fire brigade, L = goods lift,  
P = passenger lift

\*10 Please refer to the ceiling load plan for  
summer / winter (Infrastructure  
Services department)



# Technical data for the exhibition halls

light+building

Hall level	Construction	Gross area in m <sup>2</sup>	Hall dimensions L x W in m <sup>*1</sup>	Hall dimensions H in m	Hall floors Type	Hall floors Load-bearing capacity in kN /m <sup>2</sup> <sup>*3</sup>	Hall doors Door no.	Hall doors W x H in m 5 kN <sup>*5</sup>
9.0	Reinforced concrete structure	13,954	162 x 88	8.15	Steel-concrete slabs on sand <sup>*4</sup>	25	1	4.20 x 3.85
9.1	Reinforced concrete structure	14,122	162 x 88	4.50	Industrial screed, sealed	5 kN; in coordination with the Construction Management department max. 12.5 kN	2 3 4 5 6 7 8	3.60 x 4.20 4.00 x 3.80 4.00 x 3.80 4.15 x 3.90 3.80 x 3.90 3.80 x 3.90 4.00 x 3.90
9.2	Reinforced concrete structure	14,122	162 x 88	4.50	Industrial screed, sealed	5 kN; in coordination with the Construction Management department max. 12.5 kN		
9.3	Reinforced concrete structure	14,002	162 x 88	4.20	Concrete base course, smoothed and sealed	12.5		
9.4	Reinforced concrete structure	11,529	133 x 89	-	Steel-concrete slabs	5		
Galleria 0	Reinforced concrete structure	1,348	81 x 20	4.80	Ashlar stone	12.5		
Galleria 1	Reinforced concrete structure / glass	2,018	121 x 25	12.30–26.00	Ashlar stone with underfloor heating	5		

G = catering, F = fire brigade, L = goods lift, P = passenger lift

<sup>\*1</sup> Hall dimensions are not equivalent to gross exhibition area

<sup>\*3</sup> Please refer to the load-bearing capacity plan for the floor and to the permissible lifting vehicles, Construction Management department (V 11)

<sup>\*4</sup> With floor / supply ducts

<sup>\*5</sup> Please note: five hall cranes / 10-tonne maximum load / 9.45 m to lower edge of hall crane

# Technical data for the exhibition halls

light+building

Hall level	Suspended ceiling	Suspensions from the ceiling	Natural light / illumination in lux	Heating Air conditioning Ventilation	Fire alarm system	Lifts Lift no.	Lift cabin dimensions W x L in m	Door dimensions W x L in m	Maximum load in kg
9.0	-	HTA 40/25 p = 0.5 kN/m e = min. 0.25	-/400 Dimmable	Warm-air heating / air conditioning system	Sprinklers	A 903 G A 904 F A 905 L A 906 L A 907 L	1.80 x 3.70 1.80 x 4.20 1.80 x 3.20 1.80 x 3.20 1.80 x 3.20	2.30 x 1.95 2.30 x 1.95 2.30 x 1.95 2.30 x 1.95 2.30 x 1.95	1,250 4,000 3,000 3,000 3,000
9.1	-	HTA 40/25 p = 0.5 kN/m e = min. 0.25	-/420 Dimmable	Warm-air heating / air conditioning system	Sprinklers	A 908 P A 910 L A 911 P A 912 P A 913 P	1.90 x 2.50 2.80 x 6.30 1.59 x 1.79 1.59 x 1.79 1.59 x 1.79	1.60 x 2.20 2.80 x 3.45 1.10 x 2.00 1.10 x 2.00 1.10 x 2.00	2,500 10,000 1,350 1,350 1,350
9.2	-	HTA 40/25 p = 0.5 kN/m e = min. 0.25	-/420 Dimmable	Warm-air heating / air conditioning system	Sprinklers	A 916 P A 919 L A 920 P A 921 G A 923 G A 925 L	1.59 x 1.79 1.80 x 3.70 1.59 x 1.79 1.90 x 2.20 1.80 x 3.70 1.80 x 3.20	1.10 x 2.00 2.30 x 1.95 1.10 x 2.00 1.80 x 2.10 2.30 x 1.95 2.30 x 1.95	1,350 3,000 1,350 2,300 1,250 3,000
9.3	-	HTA 40/25 p = 0.5 kN/m e = min. 0.25	-/420 Dimmable	Warm-air heating / air conditioning system / garage fans	Sprinklers / smoke alarms	A 927 L A 928 P A 930 L A 931 L A 932 P	1.80 x 3.20 1.59 x 1.79 1.80 x 3.20 2.80 x 6.30 1.10 x 2.10	1.90 x 2.45 1.10 x 2.00 2.30 x 1.95 2.80 x 3.45 0.90 x 2.00	3,000 1,350 3,000 10,000 1,000
9.4	-	-	-	Open construction	None				
Galleria 0	-	No	+/100	Warm-air heating	Sprinklers / partial coverage				
Galleria 1	-	No	+/145	Underfloor heating / warm-air heating	Façade protection				

G = catering, F = fire brigade, L = goods lift,  
P = passenger lift

# Technical data for the exhibition halls

light+building

Hall level	Construction	Gross area in m <sup>2</sup>	Hall dimensions L x W in m <sup>*1</sup>	Hall dimensions H in m	Hall floors Type	Hall floors Load-bearing capacity in kN/m <sup>2</sup> <sup>*3</sup>	Hall doors Door no.	Hall doors W x H in m
10.0	Reinforced concrete skeleton construction	9,008	170 x 56	3.35 to Suspended ceiling	Mastic asphalt	25	1 2 3 4	2.80 x 2.85 2.80 x 2.85 2.80 x 2.85 2.80 x 2.85
10.1	Reinforced concrete skeleton construction	10,484	179 x 59	3.20 Periphery 2.70	Bonded screed, sealed	5	5 6	3.05 x 2.35 2.85 x 2.35
10.2	Reinforced concrete skeleton construction	10,534	179 x 59	4.00 Periphery 3.50	Bonded screed, sealed	5		
10.3	Reinforced concrete skeleton construction	11,003	179 x 59	Please refer to <sup>*6</sup>	Bonded screed, sealed	5		
10.4	Reinforced concrete skeleton construction	11,263	179 x 59	Please refer to <sup>*6</sup>	Bare screed	5		
11.0	Reinforced concrete skeleton construction	11,980	156 x 76	9.80	Asphalt with service ducts	25 <sup>*2</sup>	1 2 3 4	3.65 x 4.15 3.65 x 4.15 3.65 x 4.15 3.65 x 3.95
11.1	Reinforced concrete skeleton construction	11,981	156 x 76	10.00	Asphalt with service ducts	15 Terrace: 7.5	5 6 7 8	3.65 x 3.95 3.65 x 3.95 4.65 x 4.30 4.65 x 4.30

G = catering, F = fire brigade, L = goods lift, P = passenger lift

<sup>\*1</sup> hall dimensions are not gross exhibition space

<sup>\*2</sup> SLW30, SLW60 (heavy truck) according to DIN 1072

<sup>\*3</sup> Please refer to the load-bearing capacity plan for the floor and to the list of permissible commercial and utility vehicles, Construction Management department

<sup>\*6</sup> 3.50 m max. stand construction height and 3.30 m up to lower edge of gypsum plaster board

# Technical data for the exhibition halls

light+building

Hall level	Construction	Gross area in m <sup>2</sup>	Hall dimensions L x W in m <sup>*1</sup>	Hall dimensions H in m	Hall floors Type	Hall floors Load-bearing capacity in kN/m <sup>2</sup>  <sup>*3</sup>	Hall doors Door no.	Hall doors W x H in m
12.0	Reinforced concrete skeleton construction	16,800	212 x 80	9.90	Asphalt with service ducts	33,3 (HGV 60) <sup>*2</sup>	1 2 3 4 5	4.50 x 4.50 4.00 x 4.50 4.00 x 4.50 4.50 x 4.50 4.42 x 4.50
12.1	Reinforced concrete skeleton construction	16,800	212 x 80	10.00	Asphalt with service ducts	15	6 7 8	4.42 x 4.50 4.42 x 4.50 4.42 x 4.50

G = catering, F = fire brigade, L = goods lift,  
P = passenger lift

<sup>\*1</sup> Hall dimensions are not equivalent to gross exhibition area

<sup>\*2</sup> HGV 30, HGV 60 (heavy goods vehicle) in accordance with DIN 1072

<sup>\*3</sup> Please refer to the load-bearing capacity plan for the floor and to the permissible lifting vehicles, Construction Management department (V 11)

<sup>\*6</sup> 3.50 m max. stand construction height and 3.30 m to lower edge of plasterboard panel

# Technical data for the exhibition halls

light+building

Hall level	Suspended ceiling	Suspensions from the ceiling	Natural light / illumination in lux	Heating Air conditioning Ventilation	Fire alarm system	Lifts Lift no.	Lift cabin dimensions W x L in m	Door dimensions W x L in m	Maximum load in kg
10.0	-	No	-/350	Warm-air heating / air conditioning system / garage fans	Sprinklers	A 1001 L A 1003 G A 1006 P A 1007 P A 1008 L A 1009 F	1.80 x 2.70 1.80 x 2.70 1.60 x 1.80 1.60 x 1.80 1.80 x 2.70 3.60 x 4.50	1.80 x 2.15 1.80 x 2.15 1.00 x 2.10 1.00 x 2.10 1.80 x 2.15 3.60 x 2.65	3,000 3,000 1,350 1,350 3,000 7,500
10.1	-	HTA 28/15 p = 0.5 kN/m <sup>2</sup> e = min. 0.25	-/400	Warm-air heating / air conditioning system	Sprinklers	A 1011 L A 1012 P A 1013 P A 1015 F A 1016 L	3.70 x 5.10 1.60 x 1.80 1.60 x 1.80 1.80 x 2.70 1.80 x 2.70	3.70 x 3.15 1.00 x 2.10 1.00 x 2.10 1.80 x 2.15 1.80 x 2.15	7,500 1,350 1,350 3,000 3,000
10.2	-	HTA 28/15 p = 0.5 kN/m <sup>2</sup> e = min. 0.25	-/400	Warm-air heating / air conditioning system	Sprinklers	A 1017 L	3.60 x 4.50	3.60 x 3.15	7,500
10.3	-	Yes, after consultation with the Infrastructure Services department	-/140	Warm-air heating / air conditioning system	Smoke alarms / sprinklers				
10.4		Yes, after consultation with the Infrastructure Services department	-/140	Warm-air heating / air conditioning system	Sprinklers				
11.0	-	Yes, after consultation with the Infrastructure Services department	-/300 Dimmable	Warm-air heating Climate control system	Smoke alarms / sprinklers	A 1101 P A 1102 L A 1103 L A 1104 L A 1105 L A 1106 P	1.80 x 2.40 4.20 x 6.10 3.00 x 4.00 3.00 x 4.00 4.20 x 6.10 1.80 x 2.40	1.40 x 2.50 3.80 x 3.50 2.80 x 3.50 2.80 x 3.50 3.80 x 3.50 1.40 x 2.50	2,500 16,000 7,200 7,200 16,000 2,500
11.1	-	Yes, after consultation with the Infrastructure Services department	-/300 Dimmable	Warm-air heating Climate control system	Smoke alarms / sprinklers	A 1107 P A 1108 L A 1109 L A 1110 L A 1111 L A 1112 P A 1113 P A 1114 P A 1115 P A 1116 G A 1117 G	1.80 x 2.40 4.20 x 6.10 3.00 x 4.00 3.00 x 4.00 4.20 x 6.10 1.10 x 2.10 1.10 x 2.10 1.80 x 2.56 1.80 x 2.56 0.70 x 0.70 0.70 x 0.70	1.40 x 2.50 3.80 x 3.50 2.80 x 3.50 2.80 x 3.50 3.80 x 3.50 0.90 x 2.20 0.90 x 2.20 1.60 x 2.20 1.60 x 2.20 0.70 x 0.90 0.70 x 0.90	2,500 16,000 7,200 7,200 16,000 1,000 1,000 2,450 2,450 100 100

# Technical data for the exhibition halls

light+building

Hall level	Suspended ceiling	Suspensions from the ceiling	Natural light / illumination in lux	Heating Air conditioning Ventilation	Fire alarm system	Lifts Lift no.	Lift cabin dimensions W x L in m	Door dimensions W x L in m	Maximum load in kg
12.0	-	Suspension points for light and heavy loads; requires consultation with the Infrastructure Services department	-/300 Dimmable	Warm-air heating / air conditioning	Smoke alarms / sprinklers	A1202A A1203L A1204L A1205L A1207A A1209 A1210 A1211L A1212L	1.60 x 2.25 3.91 x 6.30 3.00 x 4.00 3.91 x 6.30 1.60 x 2.25 2.40 x 1.80 2.40 x 1.80 3.91 x 6.30 3.91 x 6.30	1.10 x 2.10 3.80 x 3.50 2.80 x 3.00 3.80 x 3.50 1.10 x 2.10 1.40 x 2.50 1.40 x 2.50 3.80 x 3.50 3.80 x 3.50	2,000 15,000 7,000 15,000 2,000 2,500 2,500 15,000 15,000
12.1	-	Suspension points for light and heavy loads; requires consultation with the Infrastructure Services department	-/300 Dimmable	Warm-air heating / air conditioning	Smoke alarms / sprinklers	A1213 A1214L A1215L A1216	1.60 x 2.25 3.00 x 4.00 3.91 x 6.30 2.40 x 1.80	1.20 x 2.50 2.80 x 3.00 3.80 x 3.50 1.40 x 2.50	2,000 7,000 15,000 2,500

G = catering, F = fire brigade, L = goods lift,  
P = passenger lift, A = lift in multi-storey car park

\*17 Cargo area is not the same size as the lift cabin!

# Technical data for the exhibition halls

light+building

Hall level	Construction	Gross area in m <sup>2</sup>	Hall dimensions L x W in m <sup>*1</sup>	Hall dimensions H in m	Hall floors Type	Hall floors Load-bearing capacity in kN/m <sup>2</sup> <sup>*3</sup>
Portalhaus 0	Reinforced concrete structure with glass façade	2,439		5.40	Concrete stone	Conference rooms and offices 5; Foyer 7.5
Portalhaus Via	Reinforced concrete structure with glass façade	998		5.40 <sup>*15</sup>	Concrete stone	Conference rooms and offices 5; Foyer 7.5
Portalhaus 1	Reinforced concrete structure with glass façade	918		5.40	Concrete stone	Conference rooms and offices 5; Foyer 7.5
Portalhaus C	Reinforced concrete structure with glass façade	715		5.20 <sup>*16</sup>	Concrete stone	Conference rooms and offices 5; Foyer 7.5

G = catering, F = fire brigade, L = goods lift, P = passenger lift

\*1 Hall dimensions are not equivalent to gross exhibition area

\*3 Please refer to the load-bearing capacity plan for the floor and to the

permissible utility vehicles, Construction Management department

\*15 Height of the joists in the south foyer 3.00 m

\*16 Offices and conference rooms 3.20 m

# Technical data for the exhibition halls

light+building


Hall level	Suspended ceiling	Suspensions from the ceiling	Natural light / illumination in lux	Heating Air conditioning Ventilation	Fire alarm system	Lifts Lift no.	Cargo Area Lift Cabin *2 W x L in m	Door dimensions W x L in m	Maximum load in kg
Portalhaus 0	-	No	Yes/-			A 1112 P A 1113 P A 1114 P A 1115 P	1.10 x 2.10 1.10 x 2.10 1.80 x 2.56 1.80 x 2.56	0.90 x 2.20 0.90 x 2.20 1.60 x 2.20 1.60 x 2.20	1,000 1,000 2,450 2,450
Portalhaus Via	-	46 suspension points, 2.5 kN each (no structural connections/bypasses between points)	Yes/-						
Portalhaus 1	-	No	Yes/-						
Portalhaus C	-	30 suspension points, 20 with chain hoists (can be re-hung), 2.5 kN each	Yes/-						

G = catering, F = fire brigade, L = goods lift,  
P = passenger lift



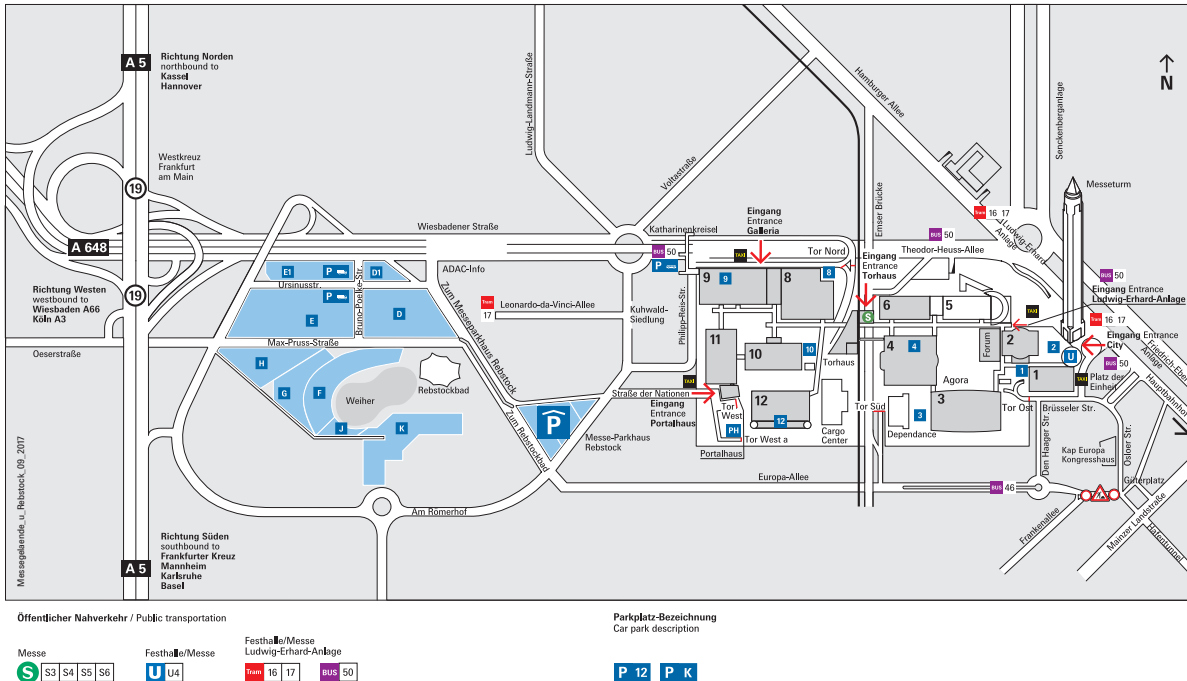
## Parking and traffic regulations

As of: October 2019



# Parking and traffic regulations

light+building



## Frankfurt Low Emission Zone

A low emission zone (Umweltzone) is valid for the city of Frankfurt. Since 1 January 2012, this zone can only be accessed by vehicles belonging to Pollutant Group 4 and bearing the relevant emissions stickers ([www.umweltzone.frankfurt.de](http://www.umweltzone.frankfurt.de)). Emissions stickers for vehicles from Germany and abroad indicating the relevant Pollutant Group can be ordered at [www.tuev-sued.de/auto\\_fahrzeuge/feinstaub-plakette/feinstaubplakette\\_ausland](http://www.tuev-sued.de/auto_fahrzeuge/feinstaub-plakette/feinstaubplakette_ausland).

### Access to the exhibition grounds:

The low emission zone in Frankfurt is located within the motorway ring road comprising the motorways A5 in the west, A3 in the south and A661 in the east. Vehicles belong-

ing to one of the relevant Pollutant Groups and bearing the corresponding emissions stickers can access the exhibition grounds at any time. Vehicles without stickers can also reach the exhibition grounds: The exhibition grounds can be accessed by vehicles without emissions stickers via Gate West or Gate North. These can be reached via motorway A648 (coming from the A5) taking the "Rebstock" exit or via the Katharinenkreisel roundabout. Messe Frankfurt's Rebstock multi-storey car park can also be reached via the "Rebstock" exit. The low emission zone can only be accessed by vehicles with emissions stickers. Driving a vehicle into a low emission zone without one of these stickers constitutes an offence and can lead to a fine.

Emissions stickers can be purchased:

Zulassungsbehörde für Kraftfahrzeuge, Am Römerhof 19, 60486 Frankfurt am Main, Tel.: +49 69 212 42750, Monday from 8:00 a.m. til 1:00 p.m., Tuesday from 7:30 a.m. til 1:00 p.m., Wednesday from 7:30 a.m. til 1:00 p.m., Thursday from 10:00 a.m. til 5:00 p.m., Friday from 7:30 a.m. til 12:00 noon,

TÜV Service Center Frankfurt Rebstock, Am Römerhof 15, 60486 Frankfurt am Main, Tel.: +49 69 - 7916 - 460 Monday - Friday from 8:00 a.m. til 5:00 p.m., Saturday 9:00 a.m. til 12:00 noon.

# Parking and traffic regulations

light+building

---

## Traffic regulations on the exhibition grounds

In order to provide for a smooth flow of traffic during set-up and dismantling periods and during events, traffic regulations, such as those described in the Parking and traffic regulations, shall be observed at all times.

The exhibition grounds are the private property of Messe Frankfurt. The provisions of the StVO (German road traffic regulations) apply throughout the exhibition grounds and on/in Messe Frankfurt's parking facilities. The speed limit on the

exhibition grounds is 30 km/h. Within exhibition halls and elsewhere where traffic conditions demand, drivers shall drive at walking speed. Parking vehicles in the exhibition halls is prohibited. Vehicles' engines shall be shut off during loading/unloading. Caravans/campers may not be used on the exhibition grounds. Illegally parked vehicles, trailers, containers, and goods of any kind may be removed by authorised towing companies working under

contract to Messe Frankfurt at their owners' or operators' expense and risk.

The instructions of personnel assigned by Messe Frankfurt to direct and supervise traffic and the associated information shall be followed at all times. Driving any type of vehicle on the exhibition grounds requires a permit from Messe Frankfurt, is at drivers' own risk, and is prohibited at all times during events.

---

## Rent loading & unloading devices from us

Cranes, forklifts and other devices for loading/unloading may only be used by Messe Frankfurt's Logistics Service. The employment of exhibitors' own forklifts is prohibited for safety reasons. If required, forklifts for loading/unloading are available on a fee basis from the

Messe Frankfurt Logistics Service. The utilisation of electric lift trucks for transporting goods at ground level is permitted. Electric lift trucks may only be used for assembly work on the rented stand area; their use for loading or unloading is prohibited.

Please find more details in our Service Catalogue and in our order forms. Placement of orders via the Messe Frankfurt Logistics Service, Tel. +49 69 75 75-60 75.

---

## Stress-free set-up during the night

The exhibition halls are open 24 hours a day - round the clock - during the entire official set-up period. Take advantage of the

quieter night-time hours to set up your stand. Between 10:00 p.m. and 6:00 a.m., you can leave your vehicle parked at the exhibition hall

as long as you wish. No night surcharges will be levied on orders for night-time forklifts or personnel.

# Parking and traffic regulations

**light+building**

---

## Parking your containers, swap bodies and trailers requires our authorisation

The parking of containers, swap bodies, trailers or other storage units on the exhibition grounds at any time can only be approved if these are necessary for directly supplying the stand, e.g. if they are being used as a brochure storage

or as a refrigerated truck or container.  
Please note that the simultaneous storage of stand construction materials, cases, packaging materials etc. during the trade fair is not permitted. All unauthorised vehicles

and containers will be removed at the exhibitor's expense.  
If you would like to request a space in which to park these, please send us your enquiry by fax (+49 69 75 75-64 53) or by email.

---

## We also allow your delivery vehicles into the Exhibition Centre during the fair

It is possible to drive into the exhibition grounds for one hour to deliver goods during the fair (only until 2:00 p.m. on the last day).  
On entry into the exhibition

grounds, each driver must pay a deposit of EUR 100, which will be forfeited if the deadline is exceeded.

---

## Any questions?

Should you have any questions regarding traffic, please do not hesitate to contact:

Lothar Dreißigacker, Stefan Götze,  
Mario Hempfling, Ulrike Lamscheck,  
Torsten Müller, Bernd Reißig and  
Alexa Walter

Telephone: +49 69 75 75-66 00  
Fax: +49 69 75 75-64 53

[traffic@messefrankfurt.com](mailto:traffic@messefrankfurt.com)  
<https://www.messefrankfurt.com/frankfurt/en/services/traffic-services.html>

---

On the following pages, you will find the parking and traffic regulations for set-up and dismantling and for during the trade fair itself.

---





## and finally ...

This Traffic regulations are part of the Exhibition Contract.

# Parking and traffic regulations

light+building

## Parking and traffic regulations "at a glance" Light+Building

	<a href="#">Advanced set-up</a>	<a href="#">Set-up</a>	
	27 February - 2 March 2020	3-5 March 2020	6-7 March 2020
	24 hours a day	24 hours a day	24 hours a day
 max. 2,5 t	Registration required. Entry only possible following <a href="#">registration</a> (see below) via the Check-In, and only to parking level P4, P9 or P12	Entry only possible following <a href="#">registration</a> (see below) via the Check-In, and only to parking level P4, P9 or P12 Cannot drive to the exhibition halls!	
 max. 3,5 t	Registration required. Entry only possible following <a href="#">registration</a> (see below) via the Check-In, and only for max. 2 hours		
 max. 7,49 t	Registration required. Entry only possible following <a href="#">registration</a> (see below) via the Check-In, and only for max. 4 hours	Entry only possible following <a href="#">registration</a> (see below) via the Check-In, and only for max. 4 hours	Entry only possible following <a href="#">registration</a> (see below) via the Check-In, and only for max. 2 hours
 7.5 t and over			Entry only possible following <a href="#">registration</a> (see below) via the Check-In, and only for max. 4 hours

For further information please follow the underlined links.




<https://www.messefrankfurt.com/frankfurt/en/services/traffic-services.html>

# Parking and traffic regulations

light+building

## Parking and traffic regulations "at a glance" Light+Building

	Trade fair	Last day of trade fair				<a href="#">Dismantling</a>
	8-12 March 2020	13 March 2020				14 March 2020
		Until 2:00 p.m.	2:00 to 5:00 p.m.	5:00 to 7:30 p.m.	From 8:00 p.m. to 3:00 a.m.	3:00 to 8:00 a.m.
 max. 2,5 t	<a href="#">Parking</a> only permitted with an exhibitor parking permit <a href="#">Deliveries</a> can be made with a €100.00 deposit for one hour	No entry!	Entry only permitted with a <a href="#">special dismantling vehicle pass</a>	Entry from the dismantling assembly point at the Rebstock car park, and only to parking level P4, P9 or P12 Cannot drive to the exhibition halls!		
 max. 3,5 t	<a href="#">Deliveries</a> can be made with a €100.00 deposit for one hour					
 max. 7,49 t	<a href="#">Deliveries</a> can be made with a €100.00 deposit for one hour				Entry from the dismantling assembly point at the Rebstock car park Departure by no later than 3:00 a.m. on 14 March 2020	Empty packing materials only! No entry!
 7,5 t and over	No entry!				No entry!	

For further information please follow the underlined links.







<https://www.messefrankfurt.com/frankfurt/en/services/traffic-services.html>

# Parking and traffic regulations

light+building

## Parking and traffic regulations "at a glance" Light+Building

	<a href="#">Dismantling</a>		<a href="#">Extended dismantling</a>
	14 March 2020	15-16 March 2020	17 March 2020
	After 8:00 a.m. to 12:00 p.m.	12:00 a.m. to 12:00 p.m.	7:00 a.m. to 9:00 p.m.
 max. 2,5 t	Entry only possible following <a href="#">registration</a> (see below) via the Check-In, and only to parking level P4, P9 or P12. Cannot drive to the exhibition halls!		Registration required. Entry only possible following <a href="#">registration</a> (see below) via the Check-In, and only to parking level P4, P9 or P12
 max 3,5 t			Registration required. Entry only possible following <a href="#">registration</a> (see below) via the Check-In, and only for max. 2 hours
 max. 7,49 t	Entry only possible following <a href="#">registration</a> (see below) via the Check-In, and only for max. 4 hours		Registration required. Entry only possible following <a href="#">registration</a> (see below) via the Check-In, and only for max. 4 hours
 7,5 t and over			

For further information please follow the underlined links.



<https://www.messefrankfurt.com/frankfurt/en/services/traffic-services.html>

# Parking and traffic regulations

light+building

## Registration during set-up and dismantling

Exhibitors, stand construction companies and freight forwarders can register in advance online, allowing them to easily download and print their own registration confirmation form. You can drive to the specified Check-In with this registration confirmation form. Please follow the signs. The registration information will be scanned in at the Check-In, where they will determine whether a loading zone

is available for you. As soon as a loading zone becomes available, you will be given an authorisation form allowing your vehicle to enter the exhibition grounds, along with the gate through which you should enter. The direct link to the online registration is: <https://einfahrt.messefrankfurt.com/ees/deliverer>.

**Please note: In case of high volume of traffic waiting times are possible at the Check-In!** All vehicles must depart the exhibition grounds as soon as they have been unloaded/loaded. Vehicles that stay longer than permitted may be towed away at the owner's expense. [back](#)

## Advanced set-up 27 February - 2 March 2020

Advanced set-up must be ordered from the Shop for Exhibitor Services. In Galleria and hall 9.2 is no advanced set-up possible.

The availability of the other halls can be seen on pages 3 and 4 of the Technical Information. [back](#)

## Set-up 3-7 March 2020

[Registration](#) required (see above).

Set-up ends 7 March 2020 by 3:00 p.m. [back](#)

## Car parking spaces

We provide parking spaces for a fee for cars with a gross vehicle weight rating of up to 2.5 t. Please use the Shop for Exhibitor Services to make your reservations by no

later than six weeks before the start of the event. It may not be possible to honour orders made after this time. We provide parking spaces on the exhibition grounds

for car trailers for a fee. These must also be ordered through the Shop for Exhibitor Services by no later than six weeks before the start of the event. [back](#)

## Truck parking spaces

Truck parking during the show is not possible.

You may park your vehicle for dismantling at the Rebstock truck

park at 13 March 2020 after 7:00 a.m. [back](#)



# Parking and traffic regulations

light+building

## Trade fair 8-12 March 2020

For deliveries, vehicles will be granted entry via the gate closest to the exhibition hall for one hour

in return for a deposit of €100.00. All other vehicles will only be allowed to enter with a valid

parking permit. [back](#)

## Trade fair 13 March 2020 (last day of the trade fair)

On the last day of the trade fair, entry will not be permitted after 2:00 p.m. From 2:00 p.m. until the start of admission for dismantling vehicles, no vehicles will be allowed to enter the exhibition grounds.

Dismantling vehicles should please head to the assembly point at the Rebstock car park. This is the only place where you can obtain a dismantling vehicle pass. On 13 March 2020 from 2:00 p.m.

until 10:00 p.m. a free shuttle bus service will run between the Galleria entrance and Stop 4 (Haltepunkt 4) at the E1 truck assembly point at the Rebstock car park. [back](#)

## Admission for special dismantling vehicles on 13 March 2020 from 5:00 to 7:30 p.m.

The trade fair ends at 5:00 p.m. on the final day of the event. On 13 March 2020 from 5:00 to 7:30 p.m., we offer you the opportunity to remove small items in advance of general admission for dismantling vehicles. We will be issuing a limited number of special dismantling vehicle passes for cars and vans up to 3.5 t gross vehicle weight rating during last two days of set-up and during the trade fair itself until all have been taken. You can obtain these special dismantling vehicle passes at the Central Information Desk on Level 02 of the Torhaus by signing a declaration that you will be charged an

additional €200.00 when invoiced for your ancillary costs if you do not leave the exhibition grounds with your vehicle by the deadline specified in the pass. Special dismantling vehicle passes will only be issued to exhibitors upon presentation of an exhibitor ID and customer number. The number of these passes is limited to a maximum of 400, so we recommend that you obtain yours as early as possible. They cannot be ordered in advance. The issue takes place from 6 March till 13 March 2020 between 10 a.m. and 2 p.m. Entry starting at 5:00 p.m. and departure by no later than 7:30 p.m. are only

possible at the gate specified on the pass. If you leave the exhibition grounds with your vehicle by 7:30 p.m., you will not be charged for your special dismantling vehicle pass. For departures after 7:30 p.m., your pass serves as your receipt and we will include a €200.00 charge with your ancillary costs invoice. Please note that you will not be able to use the goods lifts due to the fact that the removal of the aisle carpeting from the exhibition halls and delivery of empty packing materials by the Logistics Service take place at the same time. [back](#)

# Parking and traffic regulations

light+building

## Entry for vans and trucks up to 7.49 t from 13 March 2020 8:00 p.m. to 14 March 2020 3:00 a.m.

Entry for vehicles with a gross vehicle weight rating of up to 7.49 t from 13 March 2020 after 8:00 p.m. from the truck assembly point, departure

by no later than 14 March 2020 at 3:00 a.m. Vehicles that are still on the exhibition grounds after 3:00 a.m.

will be towed away without prior notice at the owner's expense. [back](#)

## Entry for cars from 13 March 2020 8:00 p.m. to 14 March 2020 8:00 a.m.

Cars may only drive to parking levels P4, P9 and P12. [back](#)

## No vans or trucks may enter on 14 March 2020 from 03:00 a.m. to 08:00 a.m.

On 14 March 2020 from 3:00 to 8:00 a.m. it is not possible to drive

to the exhibition halls due to empty packing materials night. [back](#)

## Dismantling 14-16 March 2020

[Registration](#) required (see above).

Dismantling ends 16 March 2020 by 12:00 p.m. [back](#)

## Extended dismantling 17 March 2020

Extended dismantling must be ordered from the Shop for Exhibitor Services. In Galleria and hall 9.2 is no extended dismantling possible.

The availability of the other halls can be seen on pages 3 and 4 of the Technical Information.

Extended dismantling ends 17 March 2020 by 9:00 p.m. [back](#)

## Who's Who at Messe Frankfurt List of Service Partners

As of: October 2019

Technische Info angelegt 27.06.2019 - Version 22.10.2019 - Freigabe 28.10.2019



messe frankfurt

# Who's Who at Messe Frankfurt (A - Z)

**light+building**

---

## Admission tickets

see Tickets, passes and permits

---

## Advertising Services

### **Wolf-Hennig Folgmann**

Telephone +49 69 75 75-68 86  
wolf-hennig.folgmann@messefrankfurt.com

Promotions, megaposters, banners,  
special advertising:

### **Anabell Condemi**

Telephone +49 69 75 75-68 58  
anabell.condemi@messefrankfurt.com

---

## Aerial cables

### **Electricity team**

Telephone +49 69 75 75-66 70  
Fax +49 69 75 75-966 70  
electricity@messefrankfurt.com

---

## Broadband cables

see Aerial Cables

---

## Carpentry work

### **Stand Equipment and Furnishings team**

Telephone +49 69 75 75-13 19  
equipment@messefrankfurt.com

---

## Carpeting

see Rental furniture & Equipment

# Who's Who at Messe Frankfurt (A - Z)

light+building

---

## Catering

### Accente

Telephone +49 69 7 56 02-0  
info@accente.com

---

## Cleaning

### Cleaning team

Telephone +49 69 75 75-69 11  
cleaning@messefrankfurt.com

---

## Compressed air

### Compressed air team

Telephone +49 69 75 75-66 78  
compressedair@messefrankfurt.com

---

## Conference rooms

see Offices

# Who's Who at Messe Frankfurt (A - Z)

light+building

---

## Customer accounting

### Letters A – G

#### Michael Costache

Telephone +49 69 75 75-62 74  
michael.costache@messefrankfurt.com

### Letters H - K

#### Sabine Dilleuth

Telephone +49 69 75 75-63 86  
sabine.dilleuth@messefrankfurt.com

### Letters L - R

#### Monika Hampf

Telephone +49 69 75 75-65 42  
monika.hampf@messefrankfurt.com

### Letters S - Z

#### Nicole Herman

Telephone +49 69 75 75-68 56  
nicole.herman@messefrankfurt.com

---

## Customs clearance

#### Agility Logistics GmbH

Cargo Center  
Telephone +49 69 97 67 14-200  
efrankfurt@agilitylogistics.com

#### DHL Trade Fairs & Events GmbH

Cargo Center  
Telephone +49 69 97 67 14-100  
fairs.fra@dhl.com

---

## Customs office

#### Zollamt Frankfurt Osthafen

- Abfertigungsstelle Messe -  
Cargo Center  
Telephone +49 69 75 27 68

---

## Electrical connection and installation

### Electricity team

Telephone +49 69 75 75-66 70  
electricity@messefrankfurt.com

---

## Exhaust air

see Compressed air

---

## Floral services

see plants

---

## Forklift

see Logistics

---

## Freight forwarders

see Logistics

---

## Frequency allocation for radio systems

### Bundesnetzagentur für Elektrizität, Gas, Telekommunikation, Post und Eisenbahnen

Außenstelle Eschborn  
Auf der Ludwigshöhe 204  
64285 Darmstadt  
Telephone +49 61 51 170-255

# Who's Who at Messe Frankfurt (A - Z)

light+building

---

## Guarding services

Stand guards  
Guarding permit for exhibitor's  
own personnel

### Stand guard team

Telephone +49 69 75 75-63 42  
standbewachung@messefrankfurt.com

---

## Hall managers/hall inspectors

see page 96

---

## Hotel reservations

### Tourismus + Congress GmbH

Kaiserstraße 56  
60329 Frankfurt  
Telephone +49 69 21 23 88 00  
info@infofrankfurt.de

---

## Individual stand construction

see Stand construction

---

## Insurance

### Allianz

Generalvertretung Lars Sauer  
Offenbacher Landstraße 410  
60599 Frankfurt  
Telephone +49 69 65 30 20-92  
lars.sauer@allianz.de  
www.messeversicherung-frankfurt.de



# Who's Who at Messe Frankfurt (A - Z)

**light+building**

---

## IT services

### Multimedia Shop

Telephone +49 69 75 75-13 20

[multimedia-shop@messefrankfurt.com](mailto:multimedia-shop@messefrankfurt.com)

---

## Lighting

### Stand Equipment and Furnishings team

Telephone +49 69 75 75-13 19

[equipment@messefrankfurt.com](mailto:equipment@messefrankfurt.com)

---

## Logistics

### Logistics team

Telephone +49 69 75 75-60 75

[logistics@messefrankfurt.com](mailto:logistics@messefrankfurt.com)

---

## Musical reproduction

### GEMA

11506 Berlin

Tel.: +49 30 588 58 999

[kontakt@gema.de](mailto:kontakt@gema.de)

[www.gema.de](http://www.gema.de)

# Who's Who at Messe Frankfurt (A - Z)

light+building

---

## Natural gas

### Compressed air team

Telephone +49 69 75 75-66 78  
compressedair@messefrankfurt.com

---

## Office supplies and equipment

### Multimedia Shop

Telephone +49 69 75 75-13 20  
multimedia-shop@messefrankfurt.com

---

## Offices

Technical equipment

### Fred Erlenbach

Telephone +49 69 75 75-61 58  
fred.erlenbach@messefrankfurt.com

### Hendrik Mattern

Telephone +49 69 75 75-69 17  
hendrik.mattern@messefrankfurt.com

---

## Painting work

### Stand Equipment and Furnishings team

Telephone +49 69 75 75-13 19  
equipment@messefrankfurt.com

---

## Parking

### Fraport AG

HVM-PV Park-Service Messe  
Flughafen Frankfurt, Gebäude 240  
60547 Frankfurt am Main  
Telephone +49 69 69 07 44 54

# Who's Who at Messe Frankfurt (A - Z)

light+building

---

## Personnel

### Hostesses/interpreters

### Eventence

Ludwig-Erhard-Anlage 1  
60327 Frankfurt am Main  
Telephone +49 69 756 02-24 34  
eventence@accente.com

### Staff for set-up and dismantling

### Stageservice

**Frankfurt am Main GmbH**  
Westerbachstraße 110  
65936 Frankfurt-Sossenheim

Telephone +49 69 97 19 41 40  
info@stagegmbh.com

### Loading and unloading assistants

see Logistics

---

## Photo services

see page 102

---

## Plants and flowers

### Plants team

Telephone +49 69 74 22-19 35  
plants@messefrankfurt.com

---

## Police

### 13. Polizeirevier

Messewache  
Hall 4.c Southwest  
Telephone +49 69 75 75-65 55

---

## Power supply

see Electrical connection and  
installation

---

## Presentation technology

### Media equipment team

Telephone +49 69 743 066 110  
praesentationstechnik@messefrankfurt.com

---

## Rental furniture & Equipment

### Stand Equipment and Furnishings team

Telephone +49 69 75 75-13 19  
equipment@messefrankfurt.com

---

## Security

### Stand security team

Telephone +49 69 75 75-63 42  
standbewachung@messefrankfurt.com

---

## Security service

### Security service

Handling of damages

OSC in hall 4.C, „Südwest“

Telephone +49 69 75 75-65 15

messesicherheit@messefrankfurt.com

---

## Special stand construction

### Fairconstruction team

Telephone +49 69 75 75-66 66

Fax +49 69 75 75-65 28

fairconstruction@messefrankfurt.com

---

## Stand construction

### Fairconstruction team

Telephone +49 69 75 75-66 66

Fax +49 69 75 75-65 28

fairconstruction@messefrankfurt.com

---

## Stand fittings and equipment

see Rental furniture & Equipment

---

## Stand guards

see Guarding services

---

## Storage of empty packaging

see Logistics

# Who's Who at Messe Frankfurt (A - Z)

**light+building**

---

## Suspensions from the hall ceiling

### **Suspensions team**

Telephone +49 69 75 75-68 99  
suspensions@messefrankfurt.com

---

## System stand construction

### **Fairconstruction team**

Telephone +49 69 75 75-66 66  
Fax +49 69 75 75-65 28  
fairconstruction@messefrankfurt.com

---

## Telecommunications

### **Internet access/network, telephone and fax connections**

### **Telecommunications team**

Telephone +49 69 75 75-7 11 73  
telekommunikation@messefrankfurt.com

---

## Tickets, passes and permits

### **Exhibitor passes, subject to a charge Admission vouchers**

### **Team Ticket Service**

Telephone +49 69 75 75-63 60  
tickets.V22@messefrankfurt.com

# Who's Who at Messe Frankfurt (A - Z)

light+building

---

## Traffic routes on the exhibition grounds

### Traffic team

Telephone +49 69 75 75-66 00

Fax +49 69 75 75-64 53

[traffic@messefrankfurt.com](mailto:traffic@messefrankfurt.com)

<https://www.messefrankfurt.com/frankfurt/en/services/traffic-services.html>

---

## Visitor registration system

### Multimedia Shop

Telephone +49 69 75 75-13 20

[multimedia-shop@messefrankfurt.com](mailto:multimedia-shop@messefrankfurt.com)

---

## Waste disposal

### Waste disposal team

Telephone +49 69 75 75-69 11

[waste@messefrankfurt.com](mailto:waste@messefrankfurt.com)

---

## Water supply

### Water team

Telephone +49 69 75 75-66 78

[water@messefrankfurt.com](mailto:water@messefrankfurt.com)

---

## Work safety

### **Jürgen Steingötter**

Telephone +49 69 75 75-68 95

[juergen.steingoetter@messefrankfurt.com](mailto:juergen.steingoetter@messefrankfurt.com)



# Who's who of hall managers

light+building

---

## Hall 1 , Hall 2 (Festhalle)

### Hall technology

#### Gerrit Schleevoigt

Telephone +49 69 75 75-54 17

#### Horst-Dieter Meier

Telephone +49 69 75 75-60 48

#### Ferdinand Nachbauer

Telephone +49 69 75 75-54 16

#### Matthias Rößler

Telephone +49 69 75 75-65 79

---

## Hall 3

### Günter Andrä

Telephone +49 69 75 75-31 03

---

## Hall 4 + AGORA

### Jürgen Siemon

Telephone +49 69 75 75-31 04

---

## Halls 5 + 6

### Dennis Böhmer

Telephone +49 69 75 75-31 05 (hall 5)

Telephone +49 69 75 75-31 06 (hall 6)

# Who's who of hall managers

light+building

---

## Hall 8 + Hall 9

### Stephan Meier

Telephone +49 69 75 75-31 08 (hall 8)

Telephone +49 69 75 75-31 09 (hall 9)

---

## Halls 10, 11 + Portalhaus

### Tobias Fielenbach

Telephone +49 69 75 75-31 10 (hall 10)

Telephone +49 69 75 75-31 11 (hall 11)

Telephone +49 69 75 75-31 11 (Portalhaus)

---

## Hall 12

### Ulrike Pesic

Telephone +49 69 75 75-31 12

---

## CMF

### Hall technology

#### Stefan Ackermann

Telephone +49 69 75 75-61 37

### Facility Services

n.n.

Telephone +49 69 75 75-31 06

# Who's who of hall managers

light+building

---

## Forum

### Hall technology

#### Stefan Bathon

Telephone +49 69 75 75-53 99

---

## Kap Europa

### Hall technology

#### Mario Lefeber

Telephone +49 69 75 75-54 41

---

## Torhaus + Dependance + Cargocenter

### Gerald Klohn

Telephone +49 69 75 75-64 47

# Who's who of electricians

light+building

---

## Halls 1 + 2 + 3

**H. Hildebrand Elektrotechnik**  
Edschborner Landstraße 166  
60489 Frankfurt am Main

Telephone +49 69 76 80 78-0  
Tel. at exhibition grounds:  
+49 69 75 75-69 41

guido.spahn@hildebrand-elektrotechnik.de

---

## Halls 4 + 5 + 6

**Elektro Bruder GbR**  
Florianweg 12  
60388 Frankfurt am Main

Telephone +49 172 67 21 21 9  
Tel. at exhibition grounds:  
+49 69 75 75-69 31

messe@elektrobruder.de

---

## Halls 8 + 9

**Electronica GmbH**  
Fischbacher Straße 88  
65779 Kelkheim/Ts.

Telephone +49 61 95 98 11-0  
Tel. at exhibition grounds:  
+49 69 75 75-69 44

electronica.frankfurt@electronicagroup.de

---

## Halls 10 + 11 + 12

**Wisag Gebäudetechnik  
Hessen GmbH & Co. KG**  
Rebstöcker Straße 35  
60326 Frankfurt am Main

Telephone +49 69-97 38 07 00  
Tel. at exhibition grounds:  
+49 69 75 75-67 54

rene.martin@wisag.de

---

## CMF

**H. Hildebrand Elektrotechnik**  
Edschborner Landstraße 166  
60489 Frankfurt am Main

Telephone +49 69 76 80 78-0  
Tel. at exhibition grounds:  
+49 69 75 75-69 41

guido.spahn@hildebrand-elektrotechnik.de

# Who's who of electricians

light+building

---

## Forum

**H. Hildebrand Elektrotechnik**  
Edschborner Landstraße 166  
60489 Frankfurt am Main

Telephone +49 69 76 80 78-0  
Tel. at exhibition grounds:  
+49 69 75 75-69 41

guido.spahn@hildebrand-elektrotechnik.de

---

## Galleria

**Electronica GmbH**  
Fischbacher Straße 88  
65779 Kelkheim/Ts.

Telephone +49 61 95 98 11-0  
Tel. at exhibition grounds:  
+49 69 75 75-69 44

electronica.frankfurt@electronicagroup.de

---

## F1 + F2 + F3 + Agora

**H. Hildebrand Elektrotechnik**  
Edschborner Landstraße 166  
60489 Frankfurt am Main

Telephone +49 69 76 80 78-0  
Tel. at exhibition grounds:  
+49 69 75 75-69 41

guido.spahn@hildebrand-elektrotechnik.de

---

## F4 + F5

**Elektro Bruder GbR**  
Florianweg 12  
60388 Frankfurt am Main

Telephone +49 172 67 21 21 9  
Tel. at exhibition grounds:  
+49 69 75 75-69 31

messe@elektrobruder.de

---

## F8 + F10

**Electronica GmbH**  
Fischbacher Straße 88  
65779 Kelkheim/Ts.

Telephone +49 61 95 98 11-0  
Tel. at exhibition grounds:  
+49 69 75 75-69 44

electronica.frankfurt@electronicagroup.de

---

## F9 + F11 + F12

**Wisag Gebäudetechnik  
Hessen GmbH & Co. KG**  
Rebstöcker Straße 35  
60326 Frankfurt am Main

Telephone +49 69-97 38 07 00  
Tel. at exhibition grounds:  
+49 69 75 75-67 53

rene.martin@wisag.de

# Who's who of rigging partners

light+building

---

## Halls 1.1 + 1.2 + 3.0 + 9.0 + 9.1 + 9.2 + 9.3 + 12.0 + 12.1

### **Neumann & Müller GmbH & Co. KG**

Ludwig-Erhard-Anlage 1  
60327 Frankfurt am Main

Contact person: Timm Junker  
Telephone +49 69 76 80 65 10 11  
Tel. at exhibition grounds:  
+49 69 75 75-55 71

messe.frankfurt@neumannmueller.com  
www.neumannmueller.com

---

## Halls 2.0 + 3.1 + 4.0 + 4.1 + 4.2 + 8.0 + Forum

### **Rigging Service GmbH**

Gebäude 2006  
Industriepark Griesheim  
Stroofstraße 27  
65933 Frankfurt am Main

Contact person: Lars Hofmann  
Telephone +49 69 40 10 09 0  
Tel. at exhibition grounds:  
+49 69 75 75-52 23

abhaengungen@rigging-service.de  
www.rigging-service.de

---

## Halls 5.0 + 6.0 + 6.1 + 6.2 + 6.3 + 10.1 + 10.2 + 10.3 + 10.4 + 11.0 + 11.1

### **UEBERKOPF GmbH**

Rigging-service &  
Veranstaltungstechnik  
Gertigstraße 12 - 14  
22303 Hamburg

Contact person: Nils Wetzels  
Telephone +49 69 348 72 40 11  
Mobile +49 175 522 28 34

messefrankfurt@ueberkopf.de  
www.ueberkopf.de

# Who's who of plumbers

light+building

---

Halls 1, 2, 3, 4, 5, 6, 8, 9, 10, 11, 12, CMF, Forum

**Wisag Gebäudetechnik  
Hessen GmbH & Co. KG**  
Rebstöcker Straße 35  
60326 Frankfurt am Main

Telephone +49 69 97 38 07 00  
Tel. at exhibition grounds:  
+49 69 75 75-69 56  
thomas.ulrich@wisag.de

# Who's who of hall photographers

light+building

---

## Halls 1.1, 1.2, 3.1, 4.2, 6.0, 6.1, 6.2, 6.3, eastern outdoor area, Agora

### Fotostudio Wiessler

Paul-Reiss-Str. 5  
65812 Bad Soden

Telephone +49 61 96 77 79 97 4  
Mobile +49 172 6 00 66 99

kontakt@fotostudio-wiessler.de  
www.fotostudio-wiessler.de

---

## Halls 4.0, 5.1, 10.1

### Robert Göllner

Cretzschmarstraße 23  
60487 Frankfurt am Main

Telephone +49 69 77 99 81

robert.goellner@t-online.de

---

## Halls 2.0, 5.0, 8 (aisles G–N)

### Foto Wachendorfer

Adalbertstraße 31  
60486 Frankfurt am Main

Telephone +49 69 77 37 37  
Mobile +49 171 75 40 81 1  
+49 177 56 33 18 1

info@foto-wachendoerfer.de  
www.foto-wachendoerfer.de

---

## Halls 3.0, 4.1, 8 (aisles A–F), 10.3, 10.4, western outdoor area

### Klaus Haase

Klingenweg 33  
60388 Frankfurt am Main

Telephone +49 61 09 7 20 00  
Mobile +49 170 2 79 27 27

foto.k.haase@t-online.de  
www.messefotoservice-frankfurt-klaus-haase.de

---

## Halls 9.0, CMF, Forum and Galleria

### Creativ-Photo Jürgen Mogdans

Schwabenstraße 16  
97078 Würzburg

Mobile +49 151 54 75 35 55

Email: cpjm@online.de



## Who's who of hall photographers

light+building

---

### Halls 9.1, 9.2, 9.3, 10.0, 10.2

**Wolfgang Sauer**

Limburger Str. 2  
61462 Königstein

Telephone +49 61 74 33 30  
Mobile +49 172 6 99 84 11

mail@portraitwerkstatt.de  
www.portraitwerkstatt.de

---

### Halls 11.0, 11.1, 12, Portalhaus

**Holger Peters Fotografie**


Im Trutz 36  
60322 Frankfurt

Telephone +49 69 59 44 85  
Mobile +49 171 740 69 37

look@holgerpeters.de  
www.holgerpeters.de

## Guide to symbols used on the Messe Frankfurt exhibition grounds

As of: July 2016



# Guide to symbols used on the Messe Frankfurt exhibition grounds

light+building

---

## Construction and dismantling



Hall manager



Hall electrician



Hall plumber



Water connection



Kitchenette



Brush rinsing



Internal telephone

---

## Shopping



Minimarket



Drugstore

---

## Hairdresser



Hairdresser

# Guide to symbols used on the Messe Frankfurt exhibition grounds

light+building

---

## Cloakroom



Cloakroom



Camera depot



Luggage deposit



Locker

---

## Catering




Restaurant



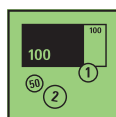
Café Bar

---

## Money



Cash point



Bank

# Guide to symbols used on the Messe Frankfurt exhibition grounds

light+building

---

## Information



Information



Lost and found



Room reservation



Catalogue

---

## Ticket desk



Ticket desk

---

## Children



WC (mother - child)



Childcare facilities



WC (father - child)



Baby changing room

# Guide to symbols used on the Messe Frankfurt exhibition grounds

light+building

---

## Communications



Telephone



Card phone



Payphone



Fax



Internet access



Hot Spot/W-Lan



PDA + mobilephone  
download station

---

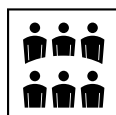
## Members only



Ascoli Club



Tulip Lounge



Conference room

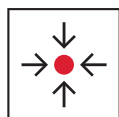


Presscenter


# Guide to symbols used on the Messe Frankfurt exhibition grounds

light+building

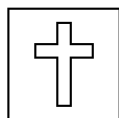
## Public places



Meeting Point



Prayer room (Muslim)



Chapel



Hotel



Smokers' area

## Parking



Car park



Camper site



Multi-storey car park



Cars



Car park alphabetical (i.e. "D")



Coaches



Car park numeral (i.e. "1")



Trucks



Disabled parking

# Guide to symbols used on the Messe Frankfurt exhibition grounds

light+building

## Passengers transport



Trade fair  
Car parc  
Airport



Underground railway



Exhibition centre shuttle



Suburban railway



Tram



Airport



Taxi

## Post



Post office

## Sanitary facilities



WC



WC (disabled)



WC (lady's)



Shower



WC (gents)



# Guide to symbols used on the Messe Frankfurt exhibition grounds

light+building

## Safety and security



First aid



Fire brigade



First aid station



Police



Camera surveillance

## Fire protection symbols



Fire alarm



Emergency exit (disabled) left



Fire emergency telephone



Emergency exit (disabled) right



Fire extinguisher



Emergency exit, left



Ladder



Emergency exit, right



Fire hose

# Guide to symbols used on the Messe Frankfurt exhibition grounds

light+building

## Bans



No smoking



No photography



No transport of materials



No dogs



Dogs must be on leads

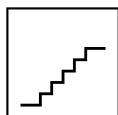


Waste

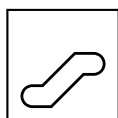


Paper

## Routes



Stairs



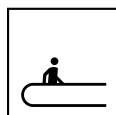
Escalator



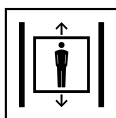
Escalator up



Escalator down



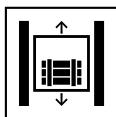
Via mobile



Passenger lift



Disabled access lift



Goods lift

**Messe Frankfurt GmbH**  
Ludwig-Erhard-Anlage 1  
60327 Frankfurt am Main  
Tel. +49 69 75 75-0  
Fax +49 69 75 75-64 33  
[www.messefrankfurt.com](http://www.messefrankfurt.com)